



# 2003 Sun Devil Baseball

ASU Media Relations  
(P) 480-965-6594  
(F) 480-965-5408  
Baseball Contact: Jeff Evans  
E-Mail: Jeff.Evans@asu.edu  
Website: www.TheSunDevils.com

2003 Record: 44-9, 10-5 Pac-10  
2003 Home Record: 27-7  
2003 Road/Neutral Record: 17-2  
Final 2002 Record: 37-21, 15-9 Pac-10  
ASU All-Time Record: 2,307-1,124-6  
Head Coach: Pat Murphy (350-173-1)

Weekly Release #17 • Arizona State at Oregon State • May 12-14, 2003

## 2003 Schedule and Results

(44-9, 10-5 Pac-10)

DATE	OPPONENT	RESULT/TIME
Jan. 16	Hawai'i-Hilo	W, 9-0
Jan. 17	Hawai'i-Hilo (DH)	W, 10-5; W, 14-2
Jan. 18	Hawai'i-Hilo	W, 18-3
Jan. 19	Hawai'i-Hilo (DH)	W, 16-0; W, 18-5
Jan. 24	San Diego State (#33) - (R)	W, 7-5
Jan. 25	San Diego State (#33) - (R)	W, 4-3
Jan. 26	San Diego State (#33) - (R)	W, 24-9
Jan. 31	at Long Beach State (#13)	L, 5-11
Feb. 1	at Long Beach State (#13)	W, 3-0
Feb. 2	at Long Beach State (#13)	W, 4-2
Feb. 6	BYU	W, 6-5
Feb. 7	BYU	W, 17-6
Feb. 8	BYU	W, 6-4
Feb. 14	Gonzaga^	W, 8-4
Feb. 15	Oklahoma State^	W, 7-3
Feb. 16	Oregon State^	W, 9-4
Feb. 17	Gonzaga	W, 17-5
Feb. 21	Dayton	W, 10-1
Feb. 22	Notre Dame (#11) - (AZ-TV)	W, 16-3
Feb. 23	Notre Dame (#11) - (R) (AZ-TV)	W, 14-8
Feb. 28	Penn State - (R)	W, 13-0
Mar. 1	Penn State	W, 12-1
Mar. 2	Penn State	W, 11-7
Mar. 6	Cal State Northridge#	W, 10-2
Mar. 7	Southern Utah#	W, 19-0
Mar. 8	Utah#	W, 6-4
Mar. 9	Cal State Northridge#	W, 12-2
Mar. 14	Oklahoma (#30) - (R)	L, 5-6
Mar. 15	Oklahoma (#30) - (R)	W, 10-3
Mar. 16	Oklahoma (#30) - (R)	W, 10-2
Mar. 18	Wichita State (#29) - (R)	W, 9-2
Mar. 19	Wichita State (#29) - (R)	L, 3-6
Mar. 22	Stanford* (#6) - (R) (AZ-TV)	W, 7-6 (11)
Mar. 23	Stanford* (#6) - (R) (AZ-TV)	L, 8-9 (10)
Mar. 24	Stanford* (#7) - (R)	L, 2-4
Mar. 28	at USC* - (R)	W, 11-4
Mar. 29	at USC* - (R)	L, 5-6
Mar. 30	at USC* - (R)	W, 7-5
Apr. 2	New Mexico - (R)	L, 7-11
Apr. 7	Grand Canyon - (R)	W, 10-2
Apr. 11	at California* - (R)	W, 11-3
Apr. 13	at California* - (R)	W, 6-0
Apr. 13	at California* - (R)	W, 10-1
Apr. 17	UCLA* - (R)	L, 8-9
Apr. 18	UCLA* - (R) (Fox)	L, 7-8 (13)
Apr. 19	UCLA* - (R) (AZ-TV)	W, 17-1
Apr. 25	Washington State* - (R) (AZ-TV)	W, 21-0
Apr. 26	Washington State* - (R) (AZ-TV)	W, 5-3 (10)
Apr. 27	Washington State* - (R)	W, 25-0
Apr. 30	at Oklahoma - (R)	W, 9-4
May 6	UC Irvine - (R)	W, 11-1
May 12	at Oregon State* - (R)	5 p.m.
May 13	at Oregon State* - (R)	5 p.m.
May 14	at Oregon State* - (R)	4 p.m.
May 17	at Washington* - (R)	1 p.m.
May 18	at Washington* - (R)	1 p.m.
May 19	at Washington* - (R)	6:30 p.m.
May 23	Arizona* (#19) - (R) (AZ-TV)	7 p.m.
May 24	Arizona* (#19) - (R) (AZ-TV)	7 p.m.
May 25	Arizona* (#19) - (R) (AZ-TV)	1 p.m.
M. 30-J. 1	NCAA Regionals	TBA
Jun. 6-8	NCAA Super Regionals	TBA
Jun. 13-23	College World Series	Omaha, Neb.

\* Pacific-10 Conference game

^ Coca-Cola Spring Training Classic (Surprise, Ariz.)

# Bob Schaefer Memorial Classic (Packard Stadium)

## No. 3 ASU Takes To The Road For Crucial Stretch of Six Pac-10 Games in Eight Days Against Oregon State and Washington.

### Game 54-56



### Arizona State Sun Devils (44-9, 10-5)

# 3 Sports Weekly/ESPN; #4 Collegiate Baseball; #6 Baseball America

### at Oregon State Beavers (21-24, 5-13)

Corvallis, Ore. • Goss Stadium at Coleman Field • May 12-14, 2003

Away 20-22



### PROBABLE PITCHERS

**May 12 vs. Oregon State, 5 p.m. PST**  
ASU - Ben Thurmond, RHP (6-0, 2.35 ERA)  
OSU - Ben Rowe, RHP (3-5, 5.88 ERA)

**May 13 vs. Oregon State, 5 p.m. PST**  
ASU - Beau Vaughan, RHP (8-3, 4.12 ERA)  
OSU - Jake Postlewait, LHP (3-0, 2.74 ERA)

**May 14 vs. Oregon State, 4 p.m. PST**  
ASU - Jered Liebeck, RHP (7-0, 2.35 ERA)  
OSU - Stephen Copeland, RHP (4-5, 7.50 ERA)

### ASU vs. OREGON STATE

**All-Time Record vs. OSU:** ..... ASU leads 23-9  
**Last Year vs. OSU:** ..... May 24-26, 2002  
..... ASU 3-0 (13-7, 9-8, 5-2)  
**In 2003 vs. OSU:** ..... ASU 9, OSU 4 (2/16)

### NATIONAL RANKINGS

Arizona State (44-9) is ranked in all three national polls and checks in this week as the No. 3 team in the nation by *Sports Weekly/ESPN* and No. 4 by *Collegiate Baseball*. The Devils also moved to No. 6 in the recent *Baseball America* poll. The **Sun Devils** have now been ranked in the national polls for 73 consecutive polls.

### MEDIA EXPOSURE

The last nine games of the Arizona State Baseball regular season and all postseason games will be broadcast over the radio in the Phoenix area on NBC 1190 AM with Tim Healey and Bob Eger calling all the action. The statistical GameTracker on www.TheSunDevils.com will not be made available for the road games at Oregon State or Washington. All three of ASU's games vs. Arizona will be on AZ-TV.

### DID YOU KNOW?

That Arizona State currently leads the Pac-10 in hitting (.351) and pitching (3.26) and is second in fielding (.973). ASU is also third in the nation in scoring averaging 12.36 runs per game. With one more double Dustin Pedroia will tie the ASU single-season record of 30 set by Chris Bando in 1978 and with two more will tie the Pac-10 record of 31 set by WSU's Mike Kinkade in 1994.

### THE STORYLINE

The Sun Devils their longest road trip of the year with six consecutive Pac-10 road games in a stretch of eight days. Due to ASU's final exams, OSU and ASU will play Monday through Wednesday and then the Devils will travel up to Seattle to play the Huskies in a rare Saturday-Monday series. ASU heads into the road swing with a 17-2 record while playing away from Packard Stadium.

### Quick Hits:

- ASU has hit 12 grand slams this year to tie the NCAA record set by Oklahoma State in 1996. Larish has four to set an ASU record.
- ASU recorded a school record with a 28-1 start to the season that included a 19-game winning streak.
- ASU enters the Oregon State series in second place in the Pac-10 with a 10-5 record and is 1.5 games behind Stanford.
- Arizona State leads the league in hitting (.351), pitching (3.26) and is second in fielding (.973).
- After 53 games the Devils are averaging 10.36 runs and 12.74 hits per game this year.
- ASU has scored 10 or more runs in 27 games this year and recorded 10 or more hits in 40 of 53 games.
- ASU has scored in a NCAA record 486 consecutive games dating back to April 7, 1995. The old NCAA record was 349.
- ASU's roster consists of 18 upper classmen (juniors and seniors) and 18 lower classmen (freshman and sophomores).
- The three runs given up in the WSU series are the least given up in a three-game Pac-10 series by ASU in 25 years.
- For the first time in ASU's 25-year history in the Pac-10, the Devils scored 20 runs twice in a conference series (WSU).
- The Jan. 16 season-opener was the second earliest start in ASU history and was the first collegiate game in 2003.
- The Devils have recorded 129 big innings (2 or more runs) this year, including 29 innings of five or more runs.
- Jeremy West earned his fourth career Pac-10 Player of the Week award after the WSU series, marking ASU's 69th all-time.
- SS Dustin Pedroia leads the Pac-10 with 29 doubles and is also first with a .419 batting average (32 multi-hit games).
- Senior pitchers Jered Liebeck and Ben Thurmond are currently tied for the Pac-10 lead with identical 2.35 ERA's.
- Jeremy West has hit seven home runs in the last five games and with 16 this year is now 10th all-time with 35 in his career.
- Pedroia, Jeff Larish and Travis Buck have all been invited to the USA Baseball National Team Trials.
- Pedroia has recorded a hit in 50 of ASU's 53 games and needs only one double to tie the ASU record of 30 (Chris Bando).
- Junior Nick Walsh has raised his batting average 135 points over the last 10 games combining to go 20-for-38 (.526).
- Jeff Larish leads the Pac-10 with 79 RBI (1.58 per game) and 65 walks (1.30 per game). He also has 15 home runs.
- ASU has 66 home runs by 12 different players this year. ASU had only 38 total home runs in 58 games in 2002.
- Jeff Larish, Dustin Pedroia, Erik Averill and Travis Buck all earned midseason honors from *Baseball America*.
- The starting pitchers have combined to go 24-2 with a 3.13 ERA this year. The relievers are a combined 20-7 with a 3.38 ERA.
- Of ASU's nine losses this year, five have been by one run and seven of the nine have been by three or less runs.



ARIZONA STATE UNIVERSITY

# Sun Devil Baseball 2003

## 2003 National Polls

### Baseball America (5/5)

1.	Florida State	40-8-1
2.	Rice	40-7
3.	Long Beach State	32-14
4.	CS Fullerton	38-11
5.	Texas	37-14
6.	ARIZONA STATE	43-9
7.	STANFORD	31-14
8.	Nebraska	36-13
9.	NC State	38-12
10.	LSU	32-16-1
11.	Florida Atlantic	39-11
12.	Texas A&M	35-13
13.	Auburn	34-14
14.	Mississippi State	33-13-1
15.	Miami (Fla.)	32-11-1
16.	UNLV	37-13
17.	Georgia Tech	33-13
18.	UC Riverside	36-12
19.	Richmond	39-8
20.	Clemson	32-13
21.	Baylor	34-17
22.	ARIZONA	33-17
23.	Southern Mississippi	36-13
24.	Tulane	36-13
25.	Notre Dame	36-12

### Sports Weekly/ESPN (5/5)

1.	Florida State	40-8-1
2.	Rice	40-7
3.	ARIZONA STATE	43-9
4.	CS Fullerton	38-11
5.	Texas	37-14
6.	Long Beach State	32-14
7.	STANFORD	31-14
8.	Nebraska	36-13
9.	Texas A&M	35-13
10.	Auburn	34-14
11.	NC State	38-12
12.	Georgia Tech	33-13
13.	Richmond	39-8
14.	Clemson	32-13
15.	Mississippi State	33-13-1
16.	LSU	32-16-1
17.	Miami (Fla.)	32-11-1
18.	Baylor	34-17
19.	Florida Atlantic	39-11
20.	Tulane	36-13
21.	Notre Dame	36-12
22.	Arkansas	33-13
23.	UC Riverside	36-12
24.	Florida	32-15-1
25.	ARIZONA	33-17

### Collegiate Baseball (5/5)

1.	Florida State	40-8-1
2.	Rice	40-7
3.	STANFORD	31-14
4.	ARIZONA STATE	43-9
5.	Long Beach State	32-14
6.	CS Fullerton	38-11
7.	Texas	37-14
8.	LSU	32-16-1
9.	NC State	38-12
10.	Nebraska	36-13
11.	Georgia Tech	33-13
12.	Texas A&M	35-13
13.	Richmond	39-8
14.	Florida Atlantic	39-11
15.	Clemson	32-13
16.	Miami (Fla.)	32-11-1
17.	Auburn	34-14
18.	Mississippi State	33-13-1
19.	ARIZONA	33-17
20.	Notre Dame	36-12
21.	UC Riverside	36-12
22.	Lamar	33-12
23.	New Mexico State	38-11
24.	Minnesota	31-15
25.	Baylor	34-17

## Consecutive Games Scoring Streak Reaches 486:

The Arizona State baseball program has now scored in an NCAA record 486 consecutive games dating back to the 1995 season. The Devils made history on April 7, 2001 when they scored at least one run in their 350th consecutive game. The Devils broke the 12-year-old NCAA record in a 5-1 loss to USC exactly six years to the day when they were last shut out. ASU was shut out 9-0 in that game on April 7, 1995 at Dedeaux Field. The Devils recently celebrated the eighth anniversary of the start of the streak with a 10-2 win over Grand Canyon on April 7. The one run scored in the 3-1 loss to Stanford (4/12/02) marked only the 12th time during the streak that ASU has scored only one run. Coastal Carolina previously held the NCAA record at 349 games set from 1983-1989. ASU also had a stretch of 278 games without being shut out from 1990 to 1994, meaning the program has only been shutout in three games dating back to the 1990 season. ASU is a combined 323-162-1 during the streak. Notable pitchers the Devils have faced during the streak include Jeremy Guthrie (Stanford), Barry Zito (USC), Kirk Saarloos (CS Fullerton), Jason Young (Stanford), Ben Diggins (Arizona), Adam Johnson (CS Fullerton), Ryan Drese (Cal), Jeff Weaver (Fresno State), Chad Hutchinson (Stanford), Abe Alvarez and Adam Pettyjohn (Fresno State).

### Arizona State's NCAA Record

# 486

### Consecutive Games Scoring Streak

## Poll Mechanics:

Arizona State remains a consensus top-10 team in all four national polls with the current six-game winning streak. ASU is ranked as high as No. 3 by *Sports Weekly/ESPN*, and also check in at No. 4 by *Collegiate Baseball* and No. 6 by *Baseball America*. Ranked as high as No. 8 in the preseason polls, the Devils have spent virtually the entire season in the top 10 and for two weeks manned the top spot in two of the three national rankings, marking the first time being No. 1 since heading into the 1993 College World Series. ASU has been ranked for 73 consecutive national polls dating back to the start of the 2000 season. ASU entered the 2003 season ranked as high as No. 8 in the nation by *Baseball America* in the preseason collegiate polls. Arizona State also earned a preseason No. 9 ranking by *Sports Weekly/ESPN*, No. 10 by NCBWA and No. 12 ranking by *Collegiate Baseball*. The No. 8 preseason ranking is the highest by an ASU squad since opening the 2001 season as the consensus No. 6 team in the nation.

## 44 Wins In The Bag:

With an overall 44-9 record the 2003 Sun Devils have already matched the most wins in a season under current head coach Pat Murphy. The 2000 team finished the year 44-15 after losing in the regional final to Texas. The 44 wins also marks the third time during the Murphy era that the Devils have reached the 40-win plateau, with the 2000 and the 1998 (41-23) teams also achieving that milestone. ASU's last 50-win season was in 1990 when the Devils went 52-16.

## The Grand Salami:

With a pinch-hit grand slam from Rod Allen in the seventh inning at Bricktown Ballpark in Oklahoma City on April 30, Arizona State tied the NCAA record for grand slams in a season with their 12th of the year. The Devils are currently tied with Oklahoma State that also hit 12 in 1996. After hitting only one grand slam all of last year, the Sun Devils have gone on a binge this year hitting 12 in their first 53 games. Sophomore first baseman Jeff Larish broke the single-season school record by hitting his fourth grand slam vs. UCLA (4/19). Larish broke the old record of three set by Dave Hudgens in 1977. Steve Garrabrants, Rod Allen and Jeremy West each have two slams, while Ryan Bosch and Travis Buck each have one.

## 2003 ARIZONA STATE BASEBALL PROJECTED STARTING LINEUP

Arizona State Sun Devils (44-9 Overall, 10-5 Pac-10)

Batting Order	No.	Name (B/T)	Pos	Ht	Wt	Yr	Notes/Key Stats
1	2	Dustin Pedroia (R/R)	SS	5-8	175	So.	.419/61 R/95 H/29 2B/2 3B/3 HR/44 RBI
2	20	Nick Walsh (L/R)	OF/DH	5-7	176	Jr.	.375/25 R/30 H/6 2B/1 3B/18 RBI/.500 OB%
3	14	Andre Ethier (L/L)	CF	6-3	190	Jr.	.350/55 R/70 H/9 2B/2 3B/5 HR/47 RBI/.468 OB%
4	11	Jeff Larish (L/R)	1B/3B	6-2	180	So.	.367/67 R/65 H/12 2B/3 3B/15 HR/66 BB
5	8	Jeremy West (R/R)	DH/1B	6-1	200	Jr.	.362/50 R/51 H/5 2B/16 HR/54 RBI/.738 SLG%
or	30	Mike Guerrero (R/R)	DH/1B	6-2	200	Jr.	.395/19 R/30 H/12 2B/2 3B/2 HR/22 RBI
6	32	Frank Mesa (L/R)	3B/2B	6-0	180	So.	.385/33 R/42 H/6 2B/1 3B/1 HR/20 RBI
or	5	Dennis Wyrick (R/R)	3B	6-1	215	Sr.	.351/30 R/46 H/5 2B/2 3B/1 HR/24 RBI
7	4	Travis Buck (L/R)	RF/LF	6-2	190	Fr.	.356/50 R/67 H/12 2B/3 3B/3 HR/38 RBI
8	9	Steve Garrabrants (R/R)	2B	5-10	173	Jr.	.349/48 R/58 H/14 2B/3 3B/7 HR/50 RBI
or	10	Rod Allen	LF	6-2	205	Jr.	.310/31 R/36 H/4 2B/1 3B/6 HR/41 RBI
9	39	Tuffy Gosewisch (R/R)	C	5-10	185	So.	.330/29 R/31 H/5 2B/1 HR/27 RBI
or	19	Joel Bocchi (R/R)	C	5-11	190	So.	.329/17 R/27 H/7 2B/2 HR/21 RBI

## Probable Pitching Rotation:

Day	No.	Name	Pos	Ht	Wt	Yr	Notes/Key Stats
5/12	40	Ben Thurmond	RHP	6-0	190	Sr.	6-0, 2.35 ERA, 15 G, 11 GS, 49 K's, 57.1 IP
5/13	26	Beau Vaughan	RHP	6-4	228	Sr.	8-2, 4.12 ERA, 21 G, 5 GS, 88 K's, 72.0 IP
5/14	47	Jered Liebeck	RHP	6-1	200	Sr.	7-0, 2.35 ERA, 15 G, 12 GS, 48 K's, 69.0 IP
---	45	Erik Averill	LHP	6-2	180	Fr.	7-0, 3.43 ERA, 16 G, 12 GS, 42 K's, 65.2 IP
Rel	41	Mark Sopko	RHP	5-11	190	So.	3-2, 2.68 ERA, 19 G, 6 GS, 35 K's, 43.2 IP
Rel	15	Robbie McClellan	RHP	6-1	175	Sr.	5-0, 4.00 ERA, 22 G, 4 GS, 49 K's, 45.0 IP
Rel	12	Ryan Schroyer	Closer	6-1	205	Jr.	4-2, 7 S, 1.47 ERA, 24 G, 41 K's, 36.2 IP

\*Rotation/Starting Lineup Subject to Change



# Sun Devil Baseball 2003

## Close Games:

Arizona State has built up a 44-9 record heading into the final nine (9) games of the 2003 regular season. The Sun Devils have lost straight games this year only two times and have suffered a number of close losses this year. Of the Devils nine losses this year, five have come by one run and seven by three or less runs. ASU's five Pac-10 setbacks have come by way of four one-run games and a two-run contest to Stanford. ASU is currently on a six-game win streak heading into the Oregon State series.

## Larish Looking to Join 70-70 Club:

Sophomore Jeff Larish leads the Pac-10 with 79 RBI and 65 walks and has been a big reason behind ASU's 44-9 record in 2003. Larish's amazing season also includes 12 doubles, 15 home runs and with a current career-high 14-game hitting streak intact is hitting .367 (65-for-177). Even more amazing is that Larish needs only five more walks to become only the second player in ASU Baseball history to join the 70-70 (RBI-BB) club. Former Sun Devil and major leaguer Alvin Davis, who played first base for the Sun Devils from 1979-82, is the only other member of that club after recording 91 RBI and a single-season school record 87 walks in 1982.

## Devils on the Road:

The Sun Devils will take to the road this weekend as they embark on its longest road trip of the season. Although the Devils opened the season with six games at Hawaii-Hilo, the upcoming trip to Oregon State and Washington will feature six consecutive Pac-10 contests in a stretch of eight days. The Devils, who own an impressive 17-2 record this season while playing away from Packard Stadium, will leave Saturday for Corvallis and then play Monday (5 p.m.), Tuesday (5 p.m.) and Wednesday (4 p.m.) against the Beavers. ASU will then bus up Interstate-5 to Seattle and play the Huskies in a three-game set starting Saturday (1 p.m.) and continuing Sunday (1 p.m.) and Monday (6:30 p.m.). The Devils had the schedule the rough stretch of games to accommodate the ASU's final exams that took place this week.

## Leaders of the Pac:

Through 53 games the Sun Devils continue to lead the Pac-10 in several key offensive and defensive statistical categories. The offense paces the league hitting .351, with Dustin Pedroia (.419) ranked first and Frank Mesa (.385) ranked seventh. The Devils are also first in runs scored (549), hits (675), doubles (129) RBI (509), on-base percentage (.456) and second with 66 home runs. ASU's pitchers have dominated thus far leading second place Stanford by nearly a full point with a 3.26 team ERA. The Devils also rank second in the conference with a team .973 fielding percentage.

## Recapping April:

The Sun Devils capped off one of the programs most successful Aprils in recent years with a 9-4 win over Oklahoma (4/30) at Bricktown Ballpark in Oklahoma City. ASU finished the month with a 9-3 record, including going 7-2 in Pac-10 play. Junior slugger Jeremy West paced the ASU offense hitting .545 (18-for-33) in the month with five home runs and 17 RBI. Junior Nick Walsh made sure his name will be penciled into the lineup on a regular basis going 19-for-39 (.487) in 11 games in April with five doubles and 13 RBI. As a team the Devils hit .358 with 22 doubles, five triples and 19 home runs. The pitchers continued their success in 2003 by maintaining an impressive 2.87 ERA in the 12 games. Senior Ben Thurmond went 2-0 with a 0.64 ERA in three games and 14.0 IP in April.

## Buck, Larish and Pedroia Invited To USA Baseball Trials:

Arizona State Baseball players Travis Buck, Jeff Larish and Dustin Pedroia have been invited to the 2003 USA Baseball National Team Trials, to be held in Tucson, Ariz., from June 21-27. Buck, Larish and Pedroia were part of a selection show Thursday where 18 more players were invited to the Team USA Trials. One more wave of 10 invitees will be announced before the trials begin in June at Hi Corbett Field. Pedroia and Georgia Tech's Eric Patterson were selected after both playing for Team USA last summer. Phillip Humber (Rice) and Huston Street (Texas) also played in 2002 for Team USA and were part of the first wave of selections last month. Georgia Tech and ASU each had three players selected for the trials during the second wave. Buck, Larish and Pedroia are looking to become the latest in a long line of Sun Devils who have played for the USA Baseball National Team. ASU has sent five players to the national team in the last five years and eight total players since 1984. In recent years Willie Bloomquist (1998), Jon Switzer (2000), Casey Myers (2000), Mike Esposito (2001) and Pedroia (2002) have donned the Red, White and Blue for USA Baseball.

## Nick Walsh on a Tear:

Junior utility player Nick Walsh has one goal in mind when he steps in the batters box... get on base. Walsh, a native of Alamo, Calif., was struggling up to the Cal series hitting only .238 (10-for-42) while playing in 32 games and making only five starts. But then he was inserted into the leadoff spot vs. the Golden Bears and finished the series 6-for-8 (.750) and since that series has gone on a tear going 20-for-38 (.426) to raise his season average 137 points to .375. He had a career-best game vs. Washington State (4/27) in which he went 6-for-6 with three doubles, seven RBI, five runs scored and recorded six different run-scoring hits. The three doubles, six hits and five runs scored were each one off the single-game ASU record and his seven RBI were two away from the school record. He is currently ranked fifth in the Pac-10 with a .500 on-base percentage.

### Walsh's Statistics Before April 13:

Avg.	GP-GS	AB	R	H	2B	3B	RBI	OB%
.238	32-5	42	13	10	1	0	5	.407

### Walsh's Statistics After April 13:

Avg.	GP-GS	AB	R	H	2B	3B	RBI	OB%
.526	10-10	38	12	20	5	1	13	.609

## ASU HEAD COACH

## Pat Murphy



Since inheriting the Sun Devil program in August of 1994, Arizona State Baseball Head Coach Pat Murphy has carefully nurtured the tradition of excellence in Tempe, at the same time establishing himself as one of the top collegiate head coaches in the nation. He has guided Arizona State to top-12 national rankings in three of the past five years, including an appearance in the 1998 College World Series national championship game. Murphy is 350-173-1 in his ninth season in Tempe and posts an all-time 24-18 record in NCAA Tournament action. With a career 723-344-4 record in 19 seasons as a head coach, Murphy is the winningest active baseball coach under the age of 45 at any collegiate level. Murphy recorded his 600th career Division 1 victory in 2002 and recorded his 700th career coaching victory (all levels) with a 14-8 come-from-behind win over No. 11 Notre Dame (2/23). ASU has been in 70 straight national polls under Murphy.

## Month by Month at ASU:

January .....	40-4
February .....	88-32
March .....	88-59-1
April .....	86-49
May .....	46-27
June .....	2-3

## Pat Murphy at ASU

Record at ASU .....	350-173-1
Pac-10 .....	129-101
Non-Conference .....	221-72-1
NCAA Tournament .....	15-10

Opening Day Record .....	7-1
Earliest Start .....	Jan. 15, 1999 (Utah)
Latest Start .....	Feb. 2, 1996 (LMU)

## Pat Murphy Year-by-Year

**Career Record:** 723-344-4/18th season  
**Division I Record:** 668-289-2  
**Arizona State Record:** 350-173-1/9th season

Year	School	Overall
2003	Arizona State	44-9
2002	Arizona State	37-21
2001	Arizona State	37-20-1
2000	Arizona State	44-15
1999	Arizona State	39-21
1998	Arizona State	41-23
1997	Arizona State	39-22
1996	Arizona State	35-21
1995	Arizona State	34-21
1994	Notre Dame	46-16
1993	Notre Dame	46-16
1992	Notre Dame	48-15
1991	Notre Dame	45-16
1990	Notre Dame	46-12
1989	Notre Dame	48-19-1
1988	Notre Dame	39-22
1987	Claremont-Mudd Scripps	21-18-1
1986	Claremont-Mudd Scripps	24-16
1983	Maryville (Tenn.)	10-21-1



# Sun Devil Baseball 2003

## The .400 Club

Player	Avg.	Year
Paul Lo Duca	.446	1993
Mark Ernster	.439	1999
Roger Schmuck	.434	1971
Hubie Brooks	.432	1978
Mike Soddors	.424	1981
Dan McKinley	.423	1997
Chris Bando	.415	1978
Willie Bloomquist	.414	1998
Casey Myers	.412	2000
Bob Horner	.412	1978
Kevin Romine	.410	1981
Kevin Romine	.406	1982
Ken Landreaux	.406	1976
Oddibe McDowell	.405	1984
Andrew Beinbrink	.402	1999

## The 100 Hit Club

Player	Hits	Year
Paul Lo Duca	129	1993
Hubie Brooks	126	1978
Kevin Romine	121	1982
Ken Landreaux	119	1976
Oddibe McDowell	117	1984
Mike Soddors	114	1981
Dan McKinley	113	1997
Willie Bloomquist	109	1998
Fernando Viña	108	1990
Kevin Higgins	108	1988
Chris Bando	107	1978
Bob Pate	106	1976
Jacob Cruz	105	1994
Antone Williamson	104	1993
Anthony Manahan	104	1990
Steve Willis	104	1988
Kevin Romine	102	1981
Bob Horner	102	1977
Alan Bannister	101	1972
Willie Bloomquist	100	1999
Mike Colbern	100	1976

## HR by Teammates

(1990-2003)

Players	HR	Year
Myers/Jones	18/27: 45	2000
Austin/Kelly	17/21: 38	1990
Shores/Cruz	21/15: 36	1994
Cady/Lo Duca	19/14: 33	1993
Larish/West	15/16: 31	2003

## Lowest Team ERA

(Aluminum Bat Era)

Year	ERA	Record
1975	2.35	61-13
2003	3.26	44-9*
1976	3.26	65-10
1977	3.44	57-12
1990	3.48	52-16
1982	3.68	58-15
1989	3.68	42-19
1988	3.86	60-13
1974	3.98	39-24

\*currently lowest team ERA since ASU joined the Pac-10 in 1979.



## The Return of Jeremy West:

Junior designate hitter Jeremy West has slowly but surely returned to his 2002 form in which he led the Pac-10 with 71 RBI and earned first-team all-conference honors. Riding a current nine-game hitting streak, West has gone 20-for-37 (.541) during that stretch with seven home runs and 21 RBI to raise his season average to .362 (48-for-133). Over his last 22 games West has raised his season average from .280 to .362 going 31-for-69 (.449) with 31 RBI. In his last five games he has hit seven home runs, including his third multi-homer game of the season Tuesday vs. UC Irvine. He recorded a career-best weekend vs. Washington State in which he earned his fourth career Pac-10 Player of the Week award. In the three-game set vs. the Cougars, West combined to go 9-for-16 (.562) with five home runs, seven runs scored and 13 RBI. He homered in all three games (extending his consecutive games homer streak vs. WSU to six games), including hitting a walk-off two-run homer in the 10th inning in Saturday's 5-3 victory and belting an ASU single-game record tying three on Sunday. Going 5-for-7 in the series finale, West tied the single-game home run mark with a two-run, three-run and grand slam home run and also equaled the school record with nine RBI. For the season, West now has 16 home runs to lead the team, including a trio of multi-home run games, and with 35 career homers is now tied for 10th in the ASU career record books. His .654 career slugging percentage also ranks fourth in ASU history heading into the Oregon State series this weekend.

## Best Slugging Percentage (min. 250 at-bats)

	G	AB	H	TB	SLG%
1. Mitch Jones (1999-2000)	109	405	141	296	.731
2. Bob Horner (1976-78)	186	683	262	492	.720
3. Rick Morris (1985-86)	126	477	178	325	.681
4. Jeremy West (2001-P)	153	489	168	320	.654
5. Roger Schmuck (1970-71)	112	420	160	273	.650

## ASU Career Home Runs

1. Bob Horner (1976-78)	56
2. Mike Kelly (1989-91)	46
3. Barry Bonds (1983-85)	45
4. Dan Rumsey (1986-89)	44
5. Andrew Beinbrink (1996-99)	40
6. Casey Myers (1998-2001)	39
7. Mitch Jones (1999-2000)	38
8. Ted Dyson (1983-87)	36
Mike Soddors (1980-81)	36
10. Rick Morris (1985-86)	35
Ken Landreaux (1974-76)	35
Jeremy West (2001-P)	35

## All-Time Series vs. Oregon State:

Arizona State leads the all-time series against Oregon State 23-9 and has won five straight against the Beavers. Since both teams joined the combined Pac-10 in 1999, ASU owns an 8-4 record in Pac-10 games. The Devils and Beavers have also met once in each of the past two years in non-conference games with ASU taking both games. Arizona State swept the Beavers last year at Hohokam Park in Mesa to complete the 2002 regular season.

## Arizona State Career Stats vs. Oregon State Beavers:

Player	Avg.	G	AB	R	H	RBI	2B	3B	HR	SB
Ethier	.667	4	15	5	10	9	1	0	0	0
Walsh	.500	4	4	3	2	0	0	0	0	0
Pedroia	.455	5	22	8	10	6	1	0	1	0
Wyrick	.417	7	24	4	10	2	1	0	0	0
West	.400	8	25	6	10	9	2	0	1	0
Larish	.357	3	14	3	5	2	1	0	0	0
Garrabrants	.350	6	20	7	7	4	0	2	1	0
Guerrero	.333	1	3	0	1	0	2	0	0	0
Cadena	.308	4	13	1	4	4	1	0	0	0
Allen	.292	7	24	8	7	6	2	0	1	3
Bosch	.250	1	4	0	1	0	0	0	0	0
Gosewisch	.000	1	4	0	0	0	0	0	0	0
McKenna	.000	4	3	0	0	0	0	0	0	0
Bocchi	.000	2	2	0	0	0	0	0	0	0

Player	ERA	W-L	SV	G	IP	H	R	ER	BB	SO
Leaf	0.00	0-0	0	1	1.0	1	0	0	0	1
Lopez	0.00	0-0	0	1	0.1	0	0	0	0	0
Sopko	2.45	0-0	0	3	3.2	4	3	1	1	7
Kartler	3.38	2-0	0	5	8.0	8	5	3	4	5
Schroyer	3.86	0-0	1	3	4.2	5	2	2	0	5
Klusman	4.91	0-0	0	2	3.1	5	2	2	1	3
Arguello	4.91	0-0	0	3	3.2	6	2	2	1	4
Liebeck	9.00	1-0	0	2	7.0	10	7	7	5	3
McClellan	12.60	0-0	0	2	5.0	9	7	7	1	5

## Last Time at Goss Stadium at Coleman Field:

The Devils have an all-time 3-3 record at Goss Stadium at Coleman Field on the Oregon State campus. The Devils went 2-1 in their inaugural trip to Corvallis in 1999 and suffered a 2-1 series loss in 2001. After winning the series opener 10-2 in 2001, the Beavers stormed back to win game two 4-1 and took the rubber game in convincing fashion with a 12-2 victory. Current senior Dennis Wyrick has had success in Corvallis in his only trip there going 6-for-12 (.500) with a double and Jeremy West went 3-for-7 (.429) as a freshman. The normally potent ASU offense combined to hit only .260 with two extra base hits in its last trip to Corvallis (2001).





# Sun Devil Baseball 2003

## Earlier This Year vs. Oregon State:

The Sun Devils and Beavers met earlier this year on Feb. 16 in the final game of the Surprise Spring Training Classic in Surprise, Ariz. ASU defeated the Beavers 9-4 to improve to 17-1 with senior RHP Jered Liebeck picking up the win. The Devils did all of the damage in only three innings, taking a 1-0 lead after the first inning and then scored four runs in each the third and fifth frames. Dustin Pedroia went 3-for-4 with three runs scored and blasted a solo home run. Steve Garrabrants and Rod Allen also homered at the spring training complex of the Kansas City Royals and Texas Rangers. OSU's starter Stephen Copeland, who is Wednesday's scheduled starter, took the loss giving up three hits and three runs in 2.2 IP.

## Scoring at Will:

Arizona State heads into the Oregon State series ranked third in the nation averaging 10.36 runs per game and has scored 10 or more runs in 27 of its 53 games (51%). The Devils have also scored 20 or more runs in three games this season and as a team are also ranked third in the nation hitting .351.

## Production at First Base:

The first base position has proven to be ASU's big run producer this year with Jeff Larish, Mike Guerrero and Jeremy West combining to torture opposing teams. In ASU's 53 games, Larish has played in 46 games, Guerrero in 14 games and West in one game at first base. The trio when playing the position have combined to go 82-for-204 (.402) with 21 doubles, 17 home runs and 90 RBI.

## Pitching To Near Perfection:

A big reason behind ASU's stellar 44-9 season is because of the Chris Sinacori led pitching staff. Through 53 games the pitchers have combined for a Pac-10 best 3.26 ERA while striking out 437 and walking 181. On 27 different occasions the staff has combined to walk three or less batters, including not allowing a walk in three games, most recently in a 10-2 win over Grand Canyon. ASU's pitchers have also combined to strike out eight or more batters in 31 games, including a season-high 16 vs. Utah (3/8) and vs. UCLA (4/18). The starters have been especially hot, combining to go 24-2 with a 3.13 ERA, while the relievers are 20-7 with seven saves and a 3.38 ERA. Senior Beau Vaughan has the distinction of leading the team in both wins (8) and losses (3). He also has the team lead with 88 strikeouts, good for second place in the Pac-10. ASU ranks 11th nationally in pitching with a 3.26 ERA, marking the lowest ERA by a Sun Devil squad since joining the Pac-10 in 1979 and tied for the second lowest since college baseball adopted the aluminum bat and the designated hitter. The lowest combined team ERA during the eight-year Pat Murphy era (1995-P) was 4.40 by last year's team.

## Thurmond Shows His Stuff:

Senior Ben Thurmond came to ASU in the offseason with impressive credentials earning All-America status in 2001 at Winthrop and played for the USA Baseball National team that summer. After enduring minor arm injuries last year, Thurmond started the season slow, but has since turned into one of ASU's best pitchers. For the season Thurmond is 6-0 with a Pac-10 tying best ERA of 2.35. He has struck out 49 batters in 57.1 IP and has walked only 17. He has won four straight starts and over that stretch of games has a 0.53 ERA giving up only one run in 17 innings with 15 strikeouts.

## Beau is No "Wild Thing" Vaughan:

One of ASU's most valuable pitchers this year comes in the form of a senior transfer who virtually had no success at any of the other three colleges he played for. Hard-throwing right-hander Beau Vaughan has blossomed under the tutelage of pitching coach Chris Sinacori and leads the team with eight wins and is second in the Pac-10 88 strikeouts. After starring at Mountain Ridge High School in Glendale, Vaughan played at Phoenix College, South Mountain Community College and last year at New Orleans where he was only 1-0 with an 8.84 ERA in 19.1 innings pitched. As a Sun Devil Vaughan, who played in high school with teammate Jered Liebeck, has been stellar in both relief and as a starter. He is 5-2 with a 4.21 ERA out of the bullpen and is 3-1 with a 3.96 ERA as a starter. In his second appearance of the year back on Jan. 17 vs. Hawaii-Hilo, Vaughan registered eight straight strikeouts for the second most in ASU pitching history.

## Sun Devils Record Best Start in School History:

Arizona State's 28-1 start to the season goes down in the record books as the best start in school history. The 28-1 record includes an 11-game winning streak to start the season before a loss at nationally ranked Long Beach State (Jan. 31) and a 19-game win streak up until suffering a 6-5 loss to Oklahoma (3/14). During the 28-1 start to the season ASU's pitchers posted an impressive 3.11 ERA and the hitters combined for a .360 team batting average. Here is a look at ASU's best starts in school history:

Year	Start	Final Record
2003	28-1	???
1972	23-1	64-6
1978	17-1	56-12
1988	17-1	60-13

## About the 19-Game Winning Streak:

After starting the year 9-0, ASU suffered its first setback with an 11-5 loss at nationally ranked Long Beach State on Jan. 31. After that loss, ASU went on a 19-game winning streak combining to go 13-0 in February and won the first six games in March before losing 6-5 to No. 30 Oklahoma (3/14). The 19-game winning streak is the longest by an ASU squad since the 1990 team won 23 straight games. Dustin Pedroia led ASU during the streak hitting .432 (35-for-81) with 11 of his Pac-10 leading 28 doubles. As a team the Sun Devils hit at a .344 clip and pitched for an impressive 2.56 ERA.

## 2003 Statistical Comparison

Category	ASU	OSU
Games	53	45
Record	44-9	21-24
Average	.351	.307
Runs	549	320
Hits	675	490
2B	129	107
3B	19	16
HR	66	36
SB	58	37
ERA	3.26	5.83
SO	437	237
BB	181	171

## Devils in the Polls...

	BA	SW	CB	NCBWA
PS	8	9	12	10
2/3	--	--	9	9
2/10	5	6	7	7
2/17	5	4	5	6
2/24	4	2	4	4
3/3	4	3	4	4
3/10	3	1	1	3
3/17	3	1	1	2
3/24	3	2	4	3
3/31	7	3	5	4
4/7	7	4	6	5
4/14	6	4	6	4
4/21	11	5	7	6
4/28	8	4	4	4
5/5	6	3	4	3
5/12	--	--	--	--
5/19	--	--	--	--

## ASU Quick Facts/Notes

### Arizona State Postseason History

NCAA Appearances	26
NCAA Record	124-51 (.709)
CWS Appearances	18
National Championships	5
CWS Runner-Up Finishes	5
Last CWS Appearance	1998 (2nd)
College World Series Record	55-30 (.647)
Regional Titles	12

### Baseball History

All-Time Record	2,307-1,124-6
Early Record	333-338-5
Modern Record	1,974-786-1
Packard Stadium	815-235-1 (29)
Best Record All-Time	59-8 (1973)
School Record Wins in a Season	65 ('76)

### Media Relations Information

Baseball Contact	Jeff Evans
Evans' E-Mail	jeff.evans@asu.edu
Evans' Direct Line	(480) 965-6594
Phone	(480) 965-6592
Fax	(480) 965-5408
Press Box Phone	(480) 727-7253
Website	www.TheSunDevils.com
Evans' Record at ASU	118-50-1

## The Pedroia Record Watch

### Career Batting Average:

1. Kevin Romine (1981-82)	408
2. Hubie Brooks (1977-78)	396
3. Willie Bloomquist (1997-99)	394
4. Mike Sodders (1980-81)	389
Dan McKinley (1995-97)	389
6. Chris Bando (1975-78)	388
7. Bob Horner (1976-78)	384
Casey Myers (1998-2001)	384
9. <b>Dustin Pedroia (2002-P)</b>	<b>382</b>
10. Roger Schmuck (1970-71)	381
11. Oddibe McDowell (1983-84)	380

### Single Season Doubles:

1. Chris Bando, 1978	30
2. <b>Dustin Pedroia, 2003</b>	<b>29</b>
Antone Williamson, 1993	29
Steve Willis, 1988	29
5. Clay Westlake, 1976	26



# Sun Devil Baseball 2003

## Inside the Numbers

<b>2</b>	Times ASU has hosted an NCAA Regional in last three years.
<b>5</b>	NCAA National Championships won by the Sun Devils.
<b>7</b>	Consecutive hits by Junior OF Andre Ethier over two games vs. Hawaii-Hilo.
<b>8</b>	Consecutive K's by senior Beau Vaughan vs. UHH (1/17) to ranks second in ASU record books.
<b>8</b>	Number of Sun Devils who have played for USA Baseball National Team since 1984.
<b>11</b>	Preseason Baseball America top 50 Teams ASU will play in '03.
<b>15</b>	Career saves by junior closer Ryan Schroyer which is tied for fifth in ASU's career record books.
<b>16</b>	Players on the 2003 squad that have been drafted by MLB.
<b>18</b>	Number of times ASU has played in the College World Series.
<b>33</b>	Number of career home runs by junior DH/C Jeremy West.
<b>73</b>	Consecutive polls ASU has been ranked in at least one national poll.
<b>79</b>	Number of RBI by first baseman Jeff Larish in the first 15 games of the year.
<b>77</b>	Number of former Sun Devils who have played in Major League Baseball.
<b>177</b>	Number of career hits by So. Shortstop Dustin Pedroia.
<b>350</b>	Number of wins in head coach Pat Murphy's nine seasons as the skipper of the Sun Devils.
<b>413</b>	Career at-bat in which senior Dennis Wyrick hit his first home run as a Sun Devil.
<b>486</b>	ASU's active NCAA record consecutive games scoring streak dating back to 1995.
<b>1,186</b>	Number of combined MLB home runs by former Devils Barry Bonds and Reggie Jackson.

## Home Run Notes:

Through 53 games of the 2003 season the Sun Devils have nearly doubled their entire season total from 2002 with 66 home runs. ASU has hit 49 of those home runs at Packard Stadium and 17 in its 19 road or neutral site games. Of the 34 games played at Packard Stadium the Devils have hit at least one home run in 25 games. A total of 12 different players have hit at least one home run and eight players have two or more home runs. Junior Jeremy West leads the team with 16 round-trippers after hitting seven in his last five games. Sophomore Jeff Larish is second with 15, including an ASU single-season record of four grand slams. The Devils have homered in 35 of their 53 games, including 20 multi-home run games, and a string of eight straight games with at least one home run. The Devils also have 12 grand slams on the season with Larish (4), Steve Garrabrants (2), Jeremy West (2), Rod Allen (2) and freshmen Ryan Bosch and Travis Buck all leaving the yard with the bases loaded to tie the NCAA record. ASU had only one grand slam in 2002 and four in 2001. ASU's home run breakdown includes 16 solo shots, 23 two-run homers, 15 three-run home runs and 12 grand slams to account for 28% of the total run production in 2003 (155 runs). Listed below are ASU's home run totals since the NCAA adopted the current bat rules for the 1999 season.

Year	Games	HR	HR Per Game
1999	60	67	1.12
2000	59	86	1.46
2001	58	33	0.57
2002	58	38	0.66
2003	53	66	1.25

## Pedroia On Fire at the Plate:

Sophomore shortstop Dustin Pedroia (Woodland, Calif.) has been the spark plug to ASU's early season success and an integral part to ASU's 44-9 record. ASU's only player to play and start in all 53 games, Pedroia currently leads the Pac-10 in hitting at .419 (95-for-227) with 29 doubles and 44 RBI. He also leads the conference in hits (95), doubles (29) and leads ASU with 34 extra base hits. He has also recorded 32 multi-hit games to pace the ASU offense. In a rare performance, Pedroia went 0-for-5 with two strikeouts in ASU's 4-2 win over LBSU (2/2) to have his career-long 22-game hitting streak come to a halt. The streak, which spanned 11 games each at the end of 2002 and 11 games to begin 2003, fell just two games off the top six in ASU Baseball history. It is the longest streak since current Houston Astros prospect Brooks Conrad had a 21-game streak in 2000. During the streak Pedroia combined to hit .390 (41x105). He also had a 17-game and 13-game hitting streaks earlier this year, and is one game away from notching his fourth hitting streak of 10 or more games. During his current nine-game hitting streak Pedroia is hitting .415 (17-for-41). Pedroia now has a hit in 61 of his last 64 games dating back to the end of last year, including hits in all but three games this year (50 of 53). In his two years as a Sun Devil he already has 177 hits, 42 of which are doubles, and has never missed a start in 111 consecutive games. In the field Pedroia has also been the rock to ASU's solid .973 team fielding percentage. The slick fielding shortstop has committed eight errors in 242 total chances for a .967 fielding percentage and not made an error in 11 straight games.

## Pedroia Going For School and Pac-10 Doubles Record:

With his leadoff double in the first inning against UC Irvine (5/6), sophomore Dustin Pedroia notched his 29th double of the season. He is now just one off the school record of 30 set by Chris Bando in 1978 and two off the Pac-10 record of 31 set by Washington State's Mike Kinkade in 1994. Pedroia is ranked second in the NCAA with his average of 0.55 doubles per game.

## Single Season Doubles:

1.	Chris Bando, 1978	30
2.	Dustin Pedroia, 2003	29
	Antone Williamson, 1993	29
	Steve Willis, 1988	29
5.	Clay Westlake, 1976	26

## Pedroia Proves to be Sparkplug:

Pedroia has ignited several ASU scoring rallies this year as is evident by his .538 (49x91) average as a leadoff hitter (inning and game). The percentage marks the amount of times he has reached base to either lead off the game or an inning for the Devils. All told, Pedroia has batted leadoff in 48 of ASU's 53 games this year with the Devils going 42-6 when his name is penciled in first on the lineup card. Amazingly, Pedroia has reached base safely in 26 of those games to lead off the game for the Devils, with 20 hits (seven extra base hits) and has scored ASU's first run in 16 of those games.

## Pedroia Named To Initial Watch List For Golden Spikes Award:

Arizona State sophomore shortstop Dustin Pedroia was included among 25 players named to the initial watch list for the 2003 Golden Spikes Award, given annually to the nation's top amateur baseball player. The 2002 Team USA member was one of only two Pac-10 players to be named to the initial watch list (Carlos Quentin, Stanford). The five finalists were named this week without Pedroia making the final cut. Arizona State has a long tradition of Golden Spikes Award winners as three past Sun Devils have won the award. Bob Horner (1978), Oddibe McDowell (1984) and Mike Kelly (1991) have all won the award. Only Florida State and Cal State Fullerton have matched ASU's legacy also with three winners of the annual Golden Spikes Award.



# Sun Devil Baseball 2003

## The Jeff Larish Watch:

Sophomore first baseman Jeff Larish started off with a bang in 2003 hitting 11 home runs in his first 29 games. Although he has cooled off a little as of late, Larish is still having a banner season hitting .367 (65-for-177) with 15 home runs, 12 doubles and leads the conference with 79 RBI. Larish has recorded at least one hit in 42 of 50 games and one RBI in 37 of 50 games this year. He also has a current 14-game hitting streak in which he has gone 20-for-58 (.345). He also leads the conference with 65 walks (1.30 per game) and has an unbelievable on-base percentage of .536. For the season he is slugging .712 and is second on the team with 29 extra base hits. He has connected on four grand slams this year, breaking the single-season school record set by Dave Hudgens in 1977. In addition, he is batting .684 (13x19) with the bases loaded and leads the team with 32 two-out RBI. Larish, who was supposed to redshirt in 2002 but played midway through the season, hit .328 with three home runs in 34 games last year. Drafted in the 32nd round in 2001 by the Chicago Cubs, Larish etched his name in the ASU record books with a memorable game in the series finale vs. San Diego State (1/26). In what turned out to be a 24-9 ASU route, Larish was 3-for-4 and tied the school single-game record with nine RBI. He had a two-run single in the first inning, a two-run home run in the third, a grand slam homer in the fourth and then tied the 13-year-old school record (Tommy Adams) by walking with the bases loaded in the eighth.

## Larish Breaks Single-Season Record With Four Grand Slams:

With his fourth grand slam of the season in the eighth inning of ASU's 17-1 blowout of UCLA on April 19, sophomore Jeff Larish broke the single-season record for grand slams. The previous record of three was set by Dave Hudgens in 1977. Here is a look at Larish's four grand slams this year:

GS	HR #	Game #	Date	Opponent	Pitcher	Inning
1.	5	9	Jan. 26	San Diego State	Coon	4
2.	8	21	Feb. 22	Notre Dame	Ogilvie	5
3.	9	23	Feb. 28	Penn State	Stidfole	4
4.	14	48	Apr. 19	UCLA	Miltenberger	8

## ASU in NCAA National Rankings:

The NCAA releases the national statistical rankings each Tuesday and the Sun Devils are listed among the national leaders. NCAA statistics are based on per game averaged to offset the different number of games played by each school. Below is a look at where ASU ranks in the NCAA:

Team Stats	Rank	Actual	National Leader	Actual
Batting Average	3	0.351	Southern U.	0.36
Earned Run Average	11	3.26	Va. Commonwealth	2.46
Fielding Percentage	12	0.973	Rice	0.984
Scoring	3	10.36	Southern U.	10.6
W-L Pct	5	0.830	Southern U.	0.896

Individual Stats	Player	Rank	Actual	National Leader	Actual
Batting Average	Dustin Pedroia	25	0.419	Rickie Weeks, So.U	0.493
Home Runs Per Game	Jeff Larish	30	0.30	Billy Becher, NMSU	0.55
Runs Batted In Per Game	Jeff Larish	5	1.58	Billy Becher, N.M.St	2.06
Doubles Per Game	Dustin Pedroia	2	0.55	Jordan Foster, Lamar	0.56
Victories (30 ranked)	Beau Vaughan	24	8.0	Severall	11.0
Strikeouts Per Nine Innings	Beau Vaughan	21	11.0	Ryan Wagner, Houston	16.7

## The Senior Trio Pacing ASU's Pitching Staff:

Arguably ASU's three big horses in the pitching staff this year have been seniors Jered Liebeck, Ben Thurmond and Beau Vaughan. The trio have combined to go 21-3 this year with a collective 2.99 ERA. Vaughan leads the staff with eight wins, while Thurmond (6-0) and Liebeck (7-0) are tied for the team and Pac-10 lead with an impressive 2.35 ERA.

## Nine RBI:

Twice this year two Sun Devils have tied the ASU single-season record with nine RBI in a single game. Sophomore Jeff Larish was the first to do it in a 24-9 win over San Diego State (1/26). Larish accomplished the nine RBI with a two-run single, two-run home run, a grand slam home run and a bases loaded walk. Junior Jeremy West also had nine RBI in his record setting game vs. Washington State (4/27) in which he went 5-for-7 with three home runs. West recorded his nine RBI with a two-run homer, a three-run homer and a grand slam. The only other Sun Devil to record nine RBI in a game was Tommy Adams on May 2, 1990 vs. UNLV.

## Freshman Records About To Go Down:

Freshman Travis Buck and Erik Averill are making a serious dent in the ASU freshman record books despite there being nine games left in the regular season. Averill is already tied for ninth with his seven wins, nine in ERA (3.43), and 10th with 42 strikeouts. Buck is ranked seventh with 67 hits with Barry Bonds, tied for seventh (with Barry Bonds) with 12 doubles and third with 50 runs scored.

## Double Vision:

ASU has recorded a Pac-10 best 129 doubles on the year (2.43 per game average). Sophomore shortstop Dustin Pedroia leads the team and Pac-10 with 29 and Steve Garrabrants is second on the team with 14. The team record for doubles in a season is 185 set in 1988, while the individual season record is 30 set by Chris Bando in 1978.

## How ASU Ranks In the Pac-10

### Team Offensive Rankings:

Avg. ....	351	1st
Runs ....	549	1st
Hits ....	675	1st
Doubles ....	129	1st
Triples ....	19	3rd
Home Runs ....	66	t-2nd
RBI ....	509	1st
OB % ....	456	1st
SLG % ....	541	2nd
FLD % ....	973	2nd

### Team Pitching Rankings:

ERA ....	3.26	1st
Strikeouts ....	437	1st
Wins ....	44	1st
Saves ....	7	t-7th
Opposing Avg. ....	250	2nd
Innings Pitched ....	472.2	1st
Walks ....	181	t-5th

### Pac-10 Individual Rankings

#### Jeff Larish

Slugging % ....	712	5th
On Base % ....	536	2nd
Runs ....	67	t-1st
Hits ....	65	t-10th
RBI ....	79	1st
Home Runs ....	15	4th
Total Bases ....	126	4th
Walks ....	65	1st

#### Dustin Pedroia

Batting ....	419	1st
Hits ....	95	1st
Doubles ....	29	1st
At Bats ....	227	1st
Total Bases ....	137	2nd
On Base % ....	487	6th
Runs ....	61	3rd
Walks ....	29	7th

#### Steve Garrabrants

RBI ....	50	7th
Doubles ....	14	10th
Stolen Bases ....	21	2nd

#### Nick Walsh

On Base % ....	500	5th
----------------	-----	-----

#### Travis Buck

Hits ....	67	9th
Runs ....	50	t-9th

#### Andre Ethier

RBI ....	47	8th
Hits ....	70	6th
Walks ....	39	3rd

#### Jeremy West

On Base % ....	513	4th
Slugging % ....	738	2nd
Home Runs ....	16	3rd
HBP ....	12	3rd

#### Erik Averill

ERA ....	3.43	4th
Wins ....	7	t-5th

#### Ryan Schroyer

Saves ....	7	t-1st
Relief Appearances ....	24	2nd
Games Finished ....	20	1st

#### Jered Liebeck

ERA ....	2.35	t-1st
Wins ....	7	t-5th

#### Ben Thurmond

ERA ....	2.35	t-1st
----------	------	-------

#### Beau Vaughan

Strikeouts ....	88	2nd
-----------------	----	-----

stats as of 5/6/03



# Sun Devil Baseball 2003

## National Players of the Week:

Two Sun Devils have earned national player of the week honors this year. Senior RHP Jered Liebeck earned national acclaim after his complete-game, three-hit shutout against nationally ranked Long Beach State on Feb. 1. He was named the *Collegiate Baseball* and NCBWA pitcher of the week for his performance. Junior designated hitter Jeremy West earned Pac-10 Player of the Week and *Collegiate Baseball* and CollegeBaseballInsider.com national player of the week after hitting five home runs in three games against Washington State (4/25-27). Freshman Travis Buck also earned CBI's western regional player of the week honor after his impressive series vs. USC (3/28-30).

## Kartler Knows His Role:

Senior left-handed pitcher Bryce Kartler knows he has a role of coming in and getting one or two hitters out and he has succeeded greatly in that role. Making 20 pitching appearances this year, Kartler has pitched in 16.0 innings and has maintained a 6.19 ERA. While his ERA is one of the highest on the team, if you were to take way his first two relief appearances of the year against San Diego State (Jan. 24, Jan. 26) where he gave up nine runs in two-thirds of an inning, Kartler would have a 1.17 ERA giving up only two earned runs in 15.1 innings.

## Travis Buck Hits For The Cycle:

Freshman outfielder Travis Buck went 5-for-5 with even RBI and hit for the cycle in ASU's 19-0 win over Southern Utah (3/7). He became only the seventh Sun Devil in recorded history to record the elusive cycle and became the first freshman in Pac-10 history to hit for the cycle. Buck capped his perfect night with a grand slam home run as part of an eight-run sixth inning to become ASU's first player to hit for the cycle since Mitch Jones on May 21, 2000 at Arizona. Buck, ASU's normal starting left fielder who was making only his second start in right field, had a single in the first, a double in the third and a triple in the fifth before connecting on his second home run of the year for the cycle. He also added a run-scoring single in the fourth and tied a career high with two stolen bases. For the season Buck, who was named the Pac-10 Player of the Week after going 8-for-11 (.727) vs. USC, is hitting .356 (67-for-188) with 12 doubles and three home runs. Below is a list of ASU player who have hit for the cycle:

<b>Travis Buck</b>	<b>March 7, 2003 vs. Southern Utah</b>
Mitch Jones	May 21, 2000 vs. Arizona
Dan McKinley	April 1, 1997 vs. Grand Canyon
Antone Williamson	May 27, 1993 vs. George Mason
Kevin Higgins	May 1, 1988 vs. UCLA
Todd Brown	March 18, 1984 vs. USC
Paul Ray Powell	March 21, 1969 vs. Michigan

## Schroyer Ranks Fifth in ASU History With 15 Career Saves:

Junior closer Ryan Schroyer has been nearly unstoppable in 2003 out of the bullpen. The hard-throwing right-hander is 4-2 with seven saves this year and has a 1.47 ERA allowing only six earned runs to score in his 36.2 innings pitched. The preseason All-American has scattered 31 hits in his 24 outings and has struck out 41 batters. His save over USC (3/30) in which he scattered three hits in 1.2 innings moved him into fifth place in the ASU career record books with his 15th career save. Including his summer All-American season with the NBC World Series Champion Alaska Goldpanners, Schroyer is 5-2 with 14 saves and an 1.02 ERA in his last 52.2 IP (72 K's). After recording eight (8) as the league's top pitcher (2.37 ERA) in 2002, Schroyer is looking to continue to move up the charts. Here is a look at ASU's top save leaders in school history:

### ASU's Career Saves Leaders:

1. Doug Nurnberg, 1965-67	25
2. Kevin Dukes, 1978-81	20
3. Noah Peery, 1993-94	17
4. Ryan Bradley, 1995-97	16
5. <b>Ryan Schroyer, 2001-P</b>	<b>15</b>

## Pinch Hits:

As a team the Sun Devils are hitting .327 (32-for-98) in pinch-hitting opportunities with four doubles, two triples and three home runs. Junior Rod Allen has been ASU's leading pinch-hitter as of late going 6-for-9 (.667) with nine RBI, two doubles and two grand slam home runs. Senior Dennis Wyrick (.455, 5-for-11), Nick Walsh (.350, 7-for-20) and Mike Guerrero (.333, 7-for-21) have also been solid off the bench for ASU this year.

## Not a Bad To Have Him on the Bench:

When Jeff Larish went down with back spasms, inserting Mike Guerrero into the lineup was not a hard decision to make. Guerrero, a junior who transferred to ASU in 2001 and redshirted last year, responded by hitting .375 (6-for-16) with six doubles with Larish out of the lineup. For the season Guerrero is second on the team in batting at .395 (30-for-76) with 12 doubles, two triples, two home runs and 22 RBI. Guerrero has made 11 starts this year and has played in 38 games.

## Multi-Hit Madness:

Led by the 32 from Dustin Pedroia, 10 different Sun Devils have 10 or more multi-hit games to their credit this year. Amazingly, Pedroia has recorded 32 two-hit games, seven three-hit contests and three four-hit affairs for his 32 multi-hit games. Andre Ethier (20), Jeff Larish (19), Steve Garrabrants (18), Travis Buck (17), Jeremy West (14), Dennis Wyrick (11), Tuffy Gosewisch (11), Frank Mesa (11) and Rod Allen (10) all have 10 or more multi-hit games. Last year seven Sun Devils finished the season with 10 or more multi-hit games, led by the 27 from Pedroia.

## The Big Inning:

The Sun Devils have been a scoring machine this year ranking third in the nation averaging 10.36 runs per game this year (ranked third in the NCAA). ASU has also proven to be an explosive team at the plate, recording 129 big innings (2 or more runs). The team has also recorded 30 innings when they score five or more runs and have scored over 10 runs in an inning twice. ASU's biggest run production in a single frame was 12 in the opening game vs. Washington State (4/25).

## The Big First Inning:

Arizona State has scored in the first inning in 25 of its 53 games this year and owns a record of 23-2 when they put at least one run on the board in its first at-bat. ASU's biggest opening frame of the year was a 10-run outburst vs. Washington State (4/27) en route to a lopsided 25-0 victory. ASU scored its 10 runs in the inning by way of nine hits, two home runs and sent 15 batters to the plate. The nine hits in the inning are tied for fourth most in ASU single-season history, last accomplished vs. UNLV in 1983.

## Attendance Marks Impressive at Packard Stadium:

Arizona State is always in the national top 10 for attendance marks when playing at Packard Stadium and once again fans keep coming through the turnstile in 2003. In ASU's 34 home games this year, the Devils are averaging a home crowd of just under 3,000 (2,775) with a total of 94,356 fans attending the games. ASU's largest single-game crowd was the series opener vs. Oklahoma (4,155). The home season opener vs. San Diego State also had a good crowd drawing 3,972 fans. ASU also had 10,043 attend the three-game series against San Diego State and 7,008 attend the two games against Notre Dame. The Oklahoma three-game series had a total of 10,861 fans for the three-game set, while the largest three-game crowd was established vs. Stanford with 10,889 turning out for the series.

## Pitching and Defense Dominate in Cal and WSU Series:

The pitching staff dominated the California Golden Bears and Washington State Cougars in a pair of Pac-10 three-game sets in recent weeks. ASU gave up only four runs (three earned) and tallied an 1.00 ERA in the series against Cal and combined to out-score WSU 51-3 while posting two pitching shutouts. The four runs given up in a three-game Pac-10 series are the least dating back to giving up seven runs in three-game sweep vs. Cal in 1993 (11-1, 11-4, 11-2) and the three given up to WSU tied the school mark for the least amount of runs given up in a three-game conference series. The 1990 Sun Devils limited rival Arizona to three runs (3-0, 3-1, 9-2) Mar. 16-18 at Packard Stadium. In Sunday's doubleheader vs. Cal (4/13) the Devils allowed only one run in 18 innings and outscored the Bears 16-1. Giving up the only run of the second game in the seventh inning, ASU nearly recorded its first back-to-back shutouts in Pac-10 play. Behind every good pitching note is an even better defensive stat. ASU turned six double plays (two in each game) during the Cal series and committed only two errors. Solid defense from the outfield also included an outfield assist from right fielder Andre Ethier to gun down a potential run at the plate.





# Sun Devil Baseball 2003

## Two Out Rallies:

Over the last two years the Sun Devils have had a flare for scoring runs with two outs. In 2002 the Devils scored 232 of their 450 total runs (52%) with two outs. ASU is back at it again in 2003 scoring 217 of their 549 runs (39%) after two outs have been recorded. During the season-high nine-run sixth inning that led to ASU's 14-8 come-from-behind victory over Notre Dame (2/23), all nine runs came with two outs after a full-count walk to Jeff Larish. Larish leads the team with 32 two-out RBI, while designated hitter Jeremy West leads the team hitting .465 (20x43) with two outs. As a team the Devils are batting .326 (198x608) after two outs have been recorded.

## Home Sweet Home:

ASU returns to Packard Stadium in 2003 after playing in Mesa (Hohokam Park) in 2002. The Devils recorded their 800th career victory at Packard Stadium (3/1 vs. PSU) and have an all-time 808-230-1 dating back to 1974. ASU will play 40 of its 62 games in the state of Arizona and 37 at Packard Stadium this year. After playing nine of its first 12 games on the road, the Devils spent nearly the entire months of February and March in the state of Arizona with only three games away from Packard Stadium at the new spring training facility of the Texas Rangers/Kansas City Royals in Surprise. After going 29-10 in designated home games last year, the Devils are 27-7 at home this year now have a combined 160-50-1 (.758) home record in the last five years dating back to 1998. ASU is hitting .351 with 49 home runs in 34 home games and pitching for a 3.43 team ERA on the mound.

## Arizona State in Home Games (1998-2003):

2003:	23-7
2002:	29-10
2001:	25-9-1
2000:	33-8
1999:	27-7
1998:	19-9
<b>Total:</b>	<b>156-50-1</b>

## ASU Continuing To Mix Things Up:

After mixing and matching for 41 different starting batting lineups in 58 games last year, head coach Pat Murphy continues to keep the lineup fresh in 2003. Through the first 53 games of the season the Devils have mixed and matched for 46 different batting lineups and 30 different positional lineups. ASU has used the same batting lineup in four of the last five games, marking the first time this year a lineup has been used more than twice.

## How They Compare To Past Years:

The Sun Devils are 44-9 through 53 games in the 2003 season after recording the best start in school history at 28-1. The 44 wins already matches the most by an ASU squad since going 44-15 in 2000. Here is a look at how the Devils have fared in games 50-60 since 1995.

Games	1995	1996	1997	1998	1999	2000	2001	2002	2003
50	33-17	30-20	31-19	33-17	33-17	38-12	33-16-1	31-19	41-9
51	33-18	31-20	32-19	33-18	33-18	39-12	34-16-1	32-19	42-9
52	34-18	32-20	33-19	33-19	34-18	40-12	34-17-1	33-19	43-9
53	34-19	33-20	34-19	33-20	35-18	40-13	35-17-1	34-19	44-9
54	34-20	33-21	34-20	33-21	36-18	41-13	35-18-1	35-19	---
55	34-21	34-21	35-20	34-21	36-19	42-13	36-18-1	36-19	---
56	35-21	36-20	35-21	37-19	43-13	37-18-1	36-20	---	---
57	37-20	35-22	38-19	44-13	37-19-1	37-20	---	---	---
58	38-20	36-22	38-20	44-14	37-20-1	37-21	---	---	---
59	39-20	37-22	39-20	44-15	---	---	---	---	---
60	39-21	38-22	39-21	---	---	---	---	---	---

## Murphy's Teams Know How To Score:

A true icon of the Pat Murphy system is scoring runs. The Sun Devils have done plenty of that since he arrived in 1995. ASU has led the NCAA in scoring in two of the last five years, averaging 11.32 runs per game in 1999 and 10.97 runs per game in 2000. The Devils paced the Pac-10 in 2001, hitting at a .327 clip and averaging 8.26 runs per game to rank 17th in the nation. ASU also led the nation in batting average with a team total of .356 in 1999 and fell just percentage points shy of matching that feat a second year in a row in 2000 with a .346 mark, trailing Stony Brook by one point. During Pat Murphy's nine seasons at ASU, the Sun Devils have been a scoring machine with 4,848 runs in 524 games, averaging 9.25 runs per game and hitting at an overall .331 clip. ASU leads the Pac-10 in hitting again this year at .351 and is averaging 10.36 runs per game. Below is an offensive team breakdown of Murphy's ASU teams:

Year	G	AB	R	H	HR	BA
1995	55	1939	395	595	35	.307
1996	56	2075	552	702	73	.338
1997	61	2252	540	735	56	.326
1998	64	2277	557	723	57	.318
1999	60	2199	679	782	67	.356
2000	59	2134	647	738	86	.346
2001	58	2049	479	669	33	.327
2002	58	1994	450	618	38	.310
2003	53	1922	549	675	66	.351
<b>Totals</b>	<b>524</b>	<b>18,841</b>	<b>4,848</b>	<b>6,237</b>	<b>511</b>	<b>.331</b>

## Pac-10 Baseball

Team	Pac-10	Overall
Stanford	13-5	32-14
Arizona State	10-5	44-9
Arizona	11-7	33-17
Washington	8-7	33-14
USC	9-9	25-22
California	10-11	27-24
UCLA	7-8	23-26
Oregon State	5-13	20-24
Washington State	5-13	15-31

\*Through 5/06/03

## Upcoming Pac-10 Games:

### Mon., May 5

CS Fullerton 8, USC 2

### Tue., May 6

Arizona State 11, UC Irvine 1  
California 4, Fresno State 2  
Oregon State 13, Concordia 2  
Stanford 3, San Jose State 0  
UCLA 8, UC Santa Barbara 7  
Washington 16, Portland 4

### Wed., May 7

Washington 9, Portland 5

### Fri., May 9

\*Stanford at California, 2:30 p.m.  
\*Washington at UCLA, 6 p.m.  
Sacramento State at Washington State, 6 p.m.

### Sat., May 10

\*Stanford at California, 1 p.m.  
\*Washington at UCLA, 1 p.m.  
Sacramento State at Washington State, 6 p.m.

### Sun., May 11

\*Stanford at California, 1 p.m.  
\*Washington at UCLA, 1 p.m.  
Sacramento State at Washington State, noon

## 2003 Pac-10/National Awards

### National Player of the Week

Jered Liebeck, 2/4 (CB, NCBWA)  
Jeremy West, 4/28 (CB)

### Pac-10 Player of the Week

Jeremy West, 2/25  
Travis Buck, 4/1  
Jeremy West, 4/28

### Pac-10 Pitcher of the Week

Jered Liebeck, 2/4  
Ryan Schroyer, 2/25

### CollegeBaseballInsider.com

### Regional/National Player of the Week

Travis Buck, 4/2  
Jeremy West, 4/29

### Preseason All-Americans

Rod Allen (Baseball America - 3rd team)  
Andre Ethier (NCBWA - 3rd team)  
Jeremy West (Collegiate Baseball - 3rd team)  
Ryan Schroyer (CB - 3rd team, NCBWA - 2nd team)

### Baseball America Midseason All-Americans

Travis Buck, OF (Freshman)  
Erik Averill, LHP (Freshman)  
Dustin Pedroia, SS (Sophomore)  
Jeff Larish, DH (Sophomore)

### Golden Spikes Watch List

Jeff Larish, 1B  
Dustin Pedroia, SS

### USA Baseball National Team Trials

Jeff Larish, INF  
Dustin Pedroia, SS  
Travis Buck, OF/INF



# Sun Devil Baseball 2003

## Media Information:

**Baseball Contact:** Jeff Evans  
**SID Phone:** (480) 965-6592  
**Evans' Direct Line:** (480) 965-6594  
**SID Fax:** (480) 965-5408  
**Evans' E-Mail:** Jeff.Evans@asu.edu  
**Website:** www.TheSunDevils.com  
**Mailing Address:**  
 Carson Center Room 131  
 Media Relations  
 Arizona State University  
 Tempe, AZ 85287-2505

## Interviews:

All interviews with players and the coaching staff need to be cleared through the ASU media relations office and Jeff Evans. If you wish to talk to any Sun Devil player or head coach Pat Murphy, please contact Evans via the above information.

## Media Guides:

Media guides will be available to working press only and can be purchased by fans at home games at Packard Stadium for \$7. Press guides will not be distributed to fans from the press box or the media relations office. The 2003 ASU Baseball Media Guide is also available online at [www.thesundevils.com](http://www.thesundevils.com) in .pdf format.

## Game Notes and Statistics:

Game notes and statistics will be distributed to all working media and scouts on game days at Packard Stadium. Copies will also be made available in the press box. The statistics are for working press, scouts and coaches only. A complete statistical book containing box scores, play-by-play and game notes will also be available in the press box for working media following each home game. All information will be made available to fans and ASU supporters through the school's official athletic website, [www.TheSunDevils.com](http://www.TheSunDevils.com).

## Live Stats:

While only certain games can be accessed by radio either through the internet or in the greater Phoenix area, every home game and selected road games can be tracked through live statistical updates on ASU's official website, [www.TheSunDevils.com](http://www.TheSunDevils.com).



## ASU And Team USA Connections:

Arizona State baseball has had a long-standing tradition of sending players to play for the USA National team during the summers. In a recent poll distributed by USA Baseball, ASU ranked No. 11 as a supplier to the National Team. ASU has had eight players don the Red, White and Blue for Team USA since 1984, with the first being Oddibe McDowell in the 1984 Olympics played at Dodger Stadium in Los Angeles. Jim Austin played for Team USA in 1990 and ASU has had five more players play with Team USA in the last five years. 1999 Pac-10 Player of the Year Willie Bloomquist played in the summer of 1998, 2000-2001 Pac-10 Player of the Year Casey Myers played in the summer of 2000 and was also a member of the Team USA Junior National Team before arriving at ASU in 1998. Current Tampa Bay Devil Ray prospect Jon Switzer was also a member of the 2000 National Team and Mike Esposito was 3-1 with a 1.56 ERA in the summer of 2001. Sophomore Dustin Pedroia played for the National Team last summer and was the starting shortstop until getting hurt near the end of the season. Pedroia, Travis Buck and Jeff Larish have also been invited to USA Baseball National Team Trials this June in Tucson, Ariz. Current Sun Devils Dennis Wyrick and Ryan Schroyer played for the Team USA Junior teams during their respective prep careers.

## Golden Spikes Common At Arizona State:

While Khalil Greene of Clemson was the recipient of the 2002 Golden Spikes award as the nation's top amateur baseball player, it should be noted that three Arizona State players have won the award. In addition to ASU, only Cal State Fullerton and Florida State have won three Golden Spikes Awards. Bob Horner, who was a standout at ASU from 1976-78, won the inaugural award in 1978. Oddibe McDowell, who was a member of the first Team USA baseball team to compete in an Olympics, won the award in 1984. Mike Kelly, who ranks second in ASU history with 46 home runs from 1989-91, won the award in 1991. In all, 12 players that have worn the Maroon and Gold have been named a Player of the Year for college baseball.

## ASU Leader of the Pac When It Comes to Player of the Week:

Arizona State has amassed 46 Pac-10 Pitchers of the Week and 67 Players of the Week since 1981. That total leads all Pac-10 member schools. Senior RHP Jered Liebeck became the first Pac-10 Pitcher of the Week after his complete-game, three-hit shutout of Long Beach State (2/1) and Ryan Schroyer earned his first award on Feb. 25. Junior Jeremy West joined Schroyer as ASU swept the weekly awards on Feb. 25. Andre Etheier and West (twice) were named Pac-10 Players of the Week in 2002, while Robbie McClellan and Mike Esposito earned Pac-10 Pitcher of the Week honors last year.

## Arizona State in Postseason Play:

The Sun Devil baseball program has created a dynasty in college baseball that has been matched by few. With 18 appearances in the College World Series, ASU ranks fifth for the most trips to Omaha. Arizona State has now advanced to the NCAA Tournament in 26 of the program's 44 varsity seasons (dating back to 1959), amassing an incredible 124-51 (.709) record. ASU's five National Championships rank as the second most of any NCAA school. In addition to ASU's five national championships, the Sun Devils have also turned in five second-place teams and three third-place finishes. Arizona State is 15-10 in the NCAA Tournament under ninth-year head coach Pat Murphy. In addition to advancing three straight years, ASU has been left out of the tournament only once (1999) in the last six years and played for the national championship in 1998.

## Postseason Summary:

NCAA Appearances .....	26	Record in District 7 .....	12-1
All-Time NCAA Record .....	124-51	CWS Appearances .....	18
Regional Appearances .....	19	CWS Titles .....	5
Regional Titles .....	12	CWS Runners-up .....	5
Record in Regionals .....	55-18	CWS Third-Place Finishes .....	4
District 7 Appearances .....	6	Record at CWS .....	55-30 (.647)
District 7 Titles .....	6		

## NCAA Tournament Breakdown

NCAA Titles By School		College World Series Wins		NCAA Tournament Wins	
1. USC .....	12	1. USC .....	74	1. Texas .....	178
2. <b>Arizona State</b> .....	5	2. Texas .....	68	2. USC .....	170
Texas .....	5	3. <b>Arizona State</b> .....	55	3. Miami .....	144
4. LSU .....	4	4. Miami .....	43	4. Florida State .....	138
Miami .....	4	5. Oklahoma State .....	38	5. <b>Arizona State</b> .....	124
CWS Appearances		NCAA Tournament Appearances			
1. Texas .....	29	1. Texas .....	46		
2. USC .....	21	2. Florida State .....	40		
3. Oklahoma State .....	19	3. USC .....	35		
Miami .....	19	4. Oklahoma State .....	32		
5. <b>Arizona State</b> .....	18	5. Miami (Fla.) .....	31		
		9. <b>Arizona State</b> .....	26		



# Sun Devil Baseball 2003

## Drafted Devils:

A total of 16 players on the 2003 Arizona State squad have been taken in the Major League Baseball Amateur Draft. Since the inception of the draft in 1965, ASU has had more players chosen (303), more first-round draft picks (21) and more No. 1 picks (3) than any other school in the nation. Both Bryce Kartler and Josh Perrault have been selected twice in the draft, but both times decided to stay and play college baseball. Newcomers Travis Buck, Chris Beatty, Seth Dhaenens, Ben Thurmond and Beau Vaughan have all been selected as well. ASU's three No. 1 picks were Rick Monday (1965), Floyd Bannister (1976) and Bob Horner (1978, Atlanta). No other college has had more than on No. 1 overall selection in the draft.

Player	Year	Team	Round Drafted
Rodney Allen	2000	Reds	34th round
Chris Beatty	2002	Twins	44th round
Travis Buck	2002	Mariners	23rd round
Nick Cadena	2001	Royals	42nd round
Seth Dhaenens	2002	Red Sox	50th round
Andre Ethier	2001	Athletics	37th round
Steve Garabrants	2000	Twins	42nd round
Mike Guerrero	2000	Red Sox	36th round
Bryce Kartler	2001	Cardinals	20th round
	2002	Indians	48th round
Jeff Larish	2001	Cubs	32nd round
Jered Liebeck	1999	Diamondbacks	45th round
Josh Perrault	2000	Diamondbacks	40th round
	2001	Marlins	42nd round
Ryan Schroyer	2000	Tigers	16th round
Ben Thurmond	2002	Cubs	24th round
Beau Vaughan	1999	Twins	39th round
Dennis Wyrick	1999	Tigers	35th round

## Horner Ranks Second As Collegiate Player of the Century:

Former Sun Devil greats Bob Horner and Eddie Bane were honored by *Baseball America* by being placed on the publication's "Team of the Century." Horner, an ASU great under Jim Brock from 1976-78, hit .383 for his career and belted a school record 56 home runs. Horner was listed second on the team behind Oklahoma State slugger Pete Incaviglia (1983-85). Bane, a top pitcher for the Sun Devils from 1971-72, posted a career 40-4 record and a 1.64 ERA. Bane was listed as the ninth best player of the 20th Century by *Baseball America*. The top 10 players of the century were voted on by fans, coaches and baseball writers and are listed below:

1. Pete Incaviglia (Oklahoma State)
2. **Bob Horner (Arizona State)**
3. Robin Ventura (Oklahoma State)
4. Burt Hooten (Texas)
5. Dave Winfield (Minnesota)
6. Phil Stephenson (Wichita State)
7. John G. Olerud (Washington State)
8. J.D. Drew (Florida State)
9. **Eddie Bane (Arizona State)**
10. Derek Tatsuno (Hawai'i)

## 92 Years of Sun Devil Baseball Tradition:

While the history of baseball at Arizona State University goes back all the way to the early 1900's, the school officially began sponsoring varsity baseball in 1959. Prior to 2002, the ASU Baseball Media Guide referred only to those players that played from 1959 to present. ASU now officially recognizes those players, coaches and seasons from 1907-1958. In 91-plus years of baseball at Arizona State, the program has built a legacy matched by few in the college baseball world. With a 2,302-1,124-6 all-time record, Arizona State has advanced to the College World Series 18 times, won five national championships, won six Pac-10 titles, produced 12 Players of the Year and three Golden Spikes Award winners, and has gone to the NCAA Tournament 26 times. Under current head coach Pat Murphy, the Sun Devils have finished in the top 12 in three of the last five years and finished second in the nation in 1998. They have been ranked in at least one top 25 poll for 67 consecutive weeks.

## This is ASU Baseball:

- Only one losing season in modern program history
- 18 College World Series Appearances
- 26 years in the NCAA Tournament
- Six Pac-10 Titles
- Five NCAA Championships
- 12 NCAA National Players of the Year
- Three Golden Spikes Award Winners
- 60 All-Americans
- 2 NCAA Coaches of the Year
- 77 Major League Players
- 21 First-Round Draft Picks
- Finished in top 12 three of past six years
- Four Academic All-Americans in last 4 years
- Eight Team USA Members

## All-Time NCAA Baseball Victories Top 10

School	Seasons	Overall Record
1. Fordham	143	3,145-1,516-40
2. Texas	106	2,710-847-26
3. USC	108	2,664-1,355-44
4. Michigan	135	2,346-1,305-37
5. Stanford	110	2,325-1,465-32
6. Washington State	107	2,282-1,309-17
7. <b>Arizona State</b>	<b>91</b>	<b>2,263-1,115-6</b>
8. Arizona	98	2,238-1,156-21
9. Harvard	134	2,213-1,382-32
10. Clemson	105	2,188-1,211-29

\* Prior to start of 2003 Baseball Season.\*

\*List compiled by NCBWA and University of Minnesota.\*

## Numerical Roster

- 2 Dustin Pedroia, INF
- 3 Javy Lopez, RHP
- 4 Travis Buck, OF
- 5 Dennis Wyrick, 3B
- 6 Seth Dhaenens, INF
- 8 Jeremy West, 1B/DH
- 9 Steve Garabrants, INF
- 10 Rod Allen, OF
- 11 Jeff Larish, 1B/3B
- 12 Ryan Schroyer, RHP
- 14 Andre Ethier, OF
- 15 Robbie McClellan, RHP
- 16 Nick Cadena, OF/C
- 17 Ryan McKenna, OF
- 18 Eric Van Slyke, RHP
- 19 Joel Bocchi, C
- 20 Nick Walsh, OF/2B
- 22 Matt Leaf, RHP
- 26 Beau Vaughan, RHP
- 27 Bryce Kartler, LHP/OF
- 28 Anthony Franco, C/DH
- 30 Mike Guerrero, 1B
- 31 Ryan Bosch, OF
- 32 Frank Mesa, INF
- 38 Josh Perrault, RHP
- 39 Tuffy Gosewisch, C
- 40 Ben Thurmond, RHP
- 41 Mark Sopko, RHP
- 45 Erik Averill, LHP
- 47 Jered Liebeck, RHP
- 48 Carlos Arguello, LHP
- 49 Brett Bordes, LHP
- 51 Justin Ehlers, LHP/OF
- 55 Chris Beatty, LHP
- 59 Aaron Klusman, RHP
- 60 Garrett Schoenberger, C

## Alphabetical Roster

- 10 Rod Allen, OF
- 48 Carlos Arguello, LHP
- 45 Erik Averill, LHP
- 55 Chris Beatty, LHP
- 19 Joel Bocchi, C
- 49 Brett Bordes, LHP
- 31 Ryan Bosch, OF
- 4 Travis Buck, OF
- 16 Nick Cadena, OF/C
- 6 Seth Dhaenens, INF
- 51 Justin Ehlers, LHP/OF
- 14 Andre Ethier, OF
- 28 Anthony Franco, DH
- 9 Steve Garabrants, INF
- 39 Tuffy Gosewisch, C
- 30 Mike Guerrero, 1B
- 27 Bryce Kartler, LHP/OF
- 59 Aaron Klusman, RHP
- 11 Jeff Larish, 1B/3B
- 22 Matt Leaf, RHP
- 47 Jered Liebeck, RHP
- 3 Javy Lopez, RHP
- 15 Robbie McClellan, RHP
- 17 Ryan McKenna, OF
- 32 Frank Mesa, UTL
- 2 Dustin Pedroia, INF
- 38 Josh Perrault, RHP
- 60 Garrett Schoenberger, C
- 12 Ryan Schroyer, RHP
- 41 Mark Sopko, RHP
- 40 Ben Thurmond, RHP
- 18 Eric Van Slyke, RHP
- 26 Beau Vaughan, RHP
- 20 Nick Walsh, OF/2B
- 8 Jeremy West, 1B/DH
- 5 Dennis Wyrick, 3B



# Sun Devil Baseball 2003

## 2002 ASU Hitting Leaders

### Batting Average:

1. Jon Sheaffer .....	.364
2. Andre Ethier .....	.363
3. Jeremy West .....	.356
4. Dustin Pedroia .....	.347
5. Steve Garabrants .....	.337

### Hits:

1. Dustin Pedroia .....	82
2. Jeremy West .....	74
3. Steve Garabrants .....	68

### Runs Scored:

1. Jeremy West .....	55
Steve Garabrants .....	55
3. Dustin Pedroia .....	51
4. Rod Allen .....	46

### RBI:

1. Jeremy West .....	71
2. Rod Allen .....	50
Andre Ethier .....	50
4. Dustin Pedroia .....	45
5. Steve Garabrants .....	33

### Doubles:

1. Jeremy West .....	18
2. Steve Garabrants .....	15
Rod Allen .....	
4. Andre Ethier .....	14

### Triples:

1. Steve Garabrants .....	7
2. Jeremy West .....	4

### Home Runs:

1. Jeremy West .....	13
2. Nick Cadena .....	6
Rod Allen .....	6
4. Andre Ethier .....	4

## 2002 ASU Pitching Leaders

### Earned Run Average:

1. Carlos Arguello .....	2.01
2. Ryan Schroyer .....	2.37
3. Mike Esposito .....	3.72
4. Robbie McClellan .....	4.73

### Wins:

1. Mike Esposito .....	9
2. Robbie McClellan .....	7
3. Carlos Arguello .....	5
4. Ryan Schroyer .....	4
Bryce Kartler .....	4

### Batters Struck Out:

1. Mike Esposito .....	93
2. Robbie McClellan .....	91
3. Ryan Schroyer .....	75
4. Bryce Kartler .....	56
5. Jered Liebeck .....	38

### Innings Pitched:

1. Mike Esposito .....	104.0
2. Robbie McClellan .....	97.0
3. Bryce Kartler .....	62.2
4. Ryan Schroyer .....	60.2

## 2002 ASU Fielding Leaders

### Errors:

1. Steve Garabrants .....	10
2. Ian Kinsler .....	8
3. Cesar Castillo .....	7
4. Jeremy West .....	5

### Assists:

1. Dustin Pedroia .....	163
2. Sergio Garcia .....	99
3. Steve Garabrants .....	54

### Putouts:

1. Jeremy West .....	427
2. Cesar Castillo .....	225
3. Tuffy Gosewisch .....	117

## An Early Season Opener:

The Jan. 16 season opener at Hawaii-Hilo was the second earliest start in ASU Baseball history and the earliest start by any collegiate team in 2003. The Devils opened the 1999 season at home with a game at Packard Stadium against the University of Utah on Jan. 15. Arizona State's previous earliest start before 1999 was a Jan. 19 home contest against Grand Canyon (W, 12-2) in 1990. With the 9-0 blanking of UHH on 1/16, ASU is now 25-2 in season-opening games (dating back to 1977) and head coach Pat Murphy is 8-1 in season-openers at ASU (15-1 at D1).

## How They Have Finished:

Arizona State has finished four seasons ranked in the top 10 in the final *Collegiate Baseball* national poll since 1990, ranking 10th of all college baseball programs. The schools with the most Top 10 *Collegiate Baseball* finishes are listed below:

1.	Florida State	12
2.	LSU	10
3.	Stanford	9
4.	Miami	8
5.	Clemson	8
6.	Cal State Fullerton	6
7.	Oklahoma State	5
7.	Wichita State	5
7.	USC	5
10.	Arizona State	4

## Success in the Classroom As Well As On The Field:

ASU has long enjoyed much success on the diamond, and with 18 College World Series appearances, it is known as one of the gems of college baseball. But lately academics, as well as on-field talent, has shown its true colors in the storied program. Pat Murphy's Sun Devil squads have produced four Academic All-Americans over the past four years (Willie Bloomquist, Mark Ernster, Jeff Phelps, Casey Myers), including Myers being named the Academic All-American for college baseball in 2000 and 2001. The four players honored as First-Team Academic All-Americans is the most by any college baseball program in the nation since 1995. Ryan McKenna, Aaron Klusman, Cesar Castillo, Nick Walsh and Mike Esposito all earned Pac-10 Academic Awards in 2002.

## ASU Owns Pac-10 Player of the Year Award:

Since the old Pac-10 North (formerly Washington State, Washington, Oregon State, Portland State) and the Six-Pac joined to form the unified Pac-10 baseball conference in 1999, Arizona State has enjoyed much success with a combined 58-38 record in league play. Even more impressive is that besides last season (2002) no other player besides a Sun Devil has won the annual Pac-10 Player of the Year award. Willie Bloomquist won the inaugural award in 1999, while Casey Myers took home the hardware in 2000 and 2001 to become only fourth player in Pac-10 history to win the award twice in a career. In all, ASU has won nine (9) Pac-10 Player of the Year Awards dating back to 1978 (Myers (2), Bloomquist, Jacob Cruz, Paul Lo Duca, Linty Ingram, Oddie McDowell, Alvin Davis, Mike Soddors) and two Pac-10 Pitchers of the Year (Noah Peery and Marc Barcelo).

## Schroyer Named Baseball America Summer All-American:

Junior right-handed pitcher Ryan Schroyer was named a second-team Summer All-American by *Baseball America* after he helped lead the Alaska Goldpanners to the NBC World Series Championship. Schroyer joined the Goldpanners in the Alaskan League after not making the final Team USA roster. Ranked as the No. 3 prospect from the league by BA, Schroyer tamed the league with a 1-0 record, six saves and a 0.00 ERA.

## Pedroia Becomes Eighth Devil to Play for Team USA:

Sophomore shortstop Dustin Pedroia became the eighth Sun Devil since 1984 to play for the USA Baseball National Team. After hitting .347 and setting an ASU freshman record with 82 hits in his freshman season, Pedroia made Team USA after being invited to the trials in Tucson, Ariz. Pedroia spent most of the summer as the team's starting shortstop before having to leave after suffering a broken cheek bone in the Harlem Honkball Tournament in The Netherlands.

## Hitting For The Cycle... in the First Inning:

In what may be one of the rarest feats of Arizona State baseball history, the Devils led off the Feb. 9, 2002 game vs. Tennessee in grand fashion with the first four hitters combining to hit for the cycle in the first inning. Leadoff hitter Steve Garabrants led off the game with a first-pitch home run, then Dustin Pedroia followed with a double, then Rod Allen singled and to cap off the amazing event, Jeremy West tripled to give ASU the early 2-0 lead. ASU also accomplished the rarity in the 10-run first inning against Washington State (4/27) in 2003 when the first five batters (Pedroia, 3B; Walsh, 1B; Larish, 2B; West HR) combined to hit for the cycle.

## Why Not #9 Murphy:

Most who are close to the ASU Baseball program know what the No. 9 means to head coach Pat Murphy. Often his slogan to "Play all 9 Innings", Murphy and No. 9 are synonymous with each other... until last year. In a preseason meeting with team, Murphy gave a speech on how you have to be able to give up anything for the team. In this case, he even offered up his prize No. 9, knowing no one would take it. That is, until ASU's Steve Garabrants raised his hand and said, I'll take it, and with that, the leader of the Devils is willing to give up *anything* for the team and will wear No. 7 again this year.



# Sun Devil Baseball 2003

## 2003 Arizona State Baseball Game-by-Game Results

(44-9 Overall, 10-5 Pac-10, 27-7 Home, 14-2 Away, 3-0 Neutral)

Date	Opponent	W-L	Score	Att.	ASU Pitcher	Opp. Pitcher	Record	Notes
1/16	@Hawai'i-Hilo	W	9-0	324	McClellan (1-0)	Shimabuku (0-1)	1-0	Six pitchers combine for 15 K shutout.
1/17	@Hawai'i-Hilo	W	10-5	---	Vaughan (1-0)	Ebbs (0-1)	2-0	Pedroia 3-for-4, 2 RBI. Vaughan 9 K's.
1/17	@Hawai'i-Hilo	W	14-2 (7)	302	Liebeck (1-0)	Miyahira (0-1)	3-0	Larish 3x4 w/4 RBI. Liebeck 7 K's.
1/18	@Hawai'i-Hilo	W	18-3 (8)	78	Averill (1-0)	Lockett (0-1)	4-0	Averill one hit in 7.1 IP in ASU debut.
1/19	@Hawai'i-Hilo	W	16-0 (5)	---	Sopko (1-0)	Inaba (0-1)	5-0	Larish 2-for-2 with HR and 4 RBI.
1/19	@Hawai'i-Hilo	W	18-5 (7)	150	McClellan (2-0)	Ebbs (0-2)	6-0	Allen 2x5, 5 RBI. Guerrero 4x5, 3 RBI.
1/24	San Diego State	W	7-5	3,972	McClellan (3-0)	Miller (0-1)	7-0	Pedroia 2x5, HR. Buck 3x4 w/2 2B.
1/25	San Diego State	W	4-3	3,249	Schroyer (1-0)	Hartshorn (0-1)	8-0	Larish and West solo HR. Pedroia 2x4.
1/26	San Diego State	W	24-9	2,822	Averill (2-0)	Lindsey (0-1)	9-0	Larish 3x4, 2 HR, 9 RBI. Averill 1 H in 4 IP.
1/31	@LBSU (#13)	L	5-11	1,334	Vaughan (1-1)	Alvarez (1-0)	9-1	Buck 3x4. Bullpen gives up 9 H, 11 R.
2/1	@LBSU (#13)	W	3-0	976	Liebeck (2-0)	Weaver (0-1)	10-1	Liebeck CG 3-hit shutout. Larish 2x3, RBI.
2/2	@LBSU (#13)	W	4-2	1,235	Averill (3-0)	Paz (0-1)	11-1	Averill 2 R, 0 ER in 6.2 IP.
2/6	BYU	W	6-5	2,850	Schroyer (2-0)	Jacinto (0-1)	12-1	Larish 3x5, 2 2B. Mesa GW RBI walk in 9th.
2/7	BYU	W	17-6	2,896	Thurmond (1-0)	Bergeron (0-1)	13-1	Mesa 4x6, 3 RBI, HR. Bocchi 2x4, 3 RBI.
2/8	BYU	W	6-4	2,691	Schroyer (3-0)	Jacinto (0-2)	14-1	Larish and Bocchi each hit big home runs.
2/14	Gonzaga^	W	8-4	467	Sopko (2-0)	Gonzalez (0-1)	15-1	Sopko stellar with 5 K's in 7.0 IP in relief.
2/15	Oklahoma State^	W	7-3	1,922	Vaughan (2-1)	Baker (1-1)	16-1	Vaughan 8 K's in 5.0 IP. Pedroia 2-Run Triple.
2/16	Oregon State^	W	9-4	1,303	Liebeck (3-0)	Copeland (0-1)	17-1	Pedroia 3-for-4 with 2B, HR. Allen 3-Run HR.
2/17	Gonzaga	W	17-5	1,490	Thurmond (2-0)	Lichter (0-1)	18-1	Garrabrants 2-for-6, GS, 6 RBI. Allen 2-Run HR.
2/21	Dayton	W	10-1	2,309	Liebeck (4-0)	Miller (0-1)	19-1	Liebeck 6 K's in 7.0 scoreless IP. Mesa/Ethier 3 H.
2/22	Notre Dame (#11)	W	16-3	3,605	Vaughan (3-1)	Ogilvie (0-1)	20-1	West 2 HR's, 6 RBI. Larish Grand Slam HR.
2/23	Notre Dame (#11)	W	14-8	3,403	Lopez (1-0)	Gagne (0-1)	21-1	9-Run 6th inning lifts Devils. Murphy win #700.
2/28	Penn State	W	13-0	1,871	Averill (4-0)	Hamilton (0-1)	22-1	Larish 2x3, GS, 6 RBI. Averill 5.2 IP, 0 R, 3 H.
3/1	Penn State	W	12-1	2,219	McClellan (4-0)	Tressler (0-1)	23-1	ASU ties best start in school history.
3/2	Penn State	W	11-7	2,404	Thurmond (3-0)	Palm (0-1)	24-1	Larish 2-for-3, 3B, HR. Schroyer fifth save.
3/6	CS Northridge#	W	10-2	2,214	Averill (5-0)	Rosales (1-3)	25-1	Pedroia 4-for-5 with three doubles.
3/7	Southern Utah#	W	19-0 (7)	2,632	Sopko (3-0)	Shepherd (0-2)	26-1	Buck goes 5-for-5 and hits for cycle (7 RBI).
3/8	Utah#	W	6-4	2,927	Vaughan (4-1)	Price (2-1)	27-1	Garrabrants game-winning double in B-8th.
3/9	CS Northridge#	W	12-2	3,389	Liebeck (5-0)	Jean (0-1)	28-1	Larish 2x4, 4 RBI, HR. Wyrick goes 3x3.
3/14	Oklahoma (#30)	L	5-6	4,155	Sopko (3-1)	McAuliff (1-0)	28-2	West and Allen 2-Run HR's. OU scores in 9th.
3/15	Oklahoma (#30)	W	10-3	3,806	Liebeck (6-0)	Blair (2-2)	29-2	Guerrero 3x6, 3 2B. Allen 3x5, 2 RBI in win.
3/16	Oklahoma (#30)	W	10-2	2,900	Averill (6-0)	Purcey (0-2)	30-2	Pedroia 2x4, 2 2B. Averill 3 H, 0 ER in 5.0 IP.
3/18	Wichita State (#29)	W	9-2	3,099	Vaughan (5-1)	Uhlmansiek (3-1)	31-2	Wyrick 3x3, 2 R. Vaughan 7 K's in 4.0 IP.
3/19	Wichita State (#29)	L	3-6	2,417	Beatty (0-1)	Sanders (3-0)	31-3	Four-run 1st inning proves costly. Pedroia 2x4.
3/22	Stanford* (#6)	W	7-6 (11)	4,019	Schroyer (4-0)	ManSHIP (0-2)	32-3	Wyrick 3x6, 3 RBI and game-winner in 11th.
3/23	Stanford* (#6)	L	8-9 (10)	3,483	Schroyer (4-1)	O'Hagan (2-0)	32-4	ASU scores seven in 8th and 9th before losing in 10th.
3/24	Stanford* (#7)	L	2-4	3,397	Sopko (3-2)	Romanczuk (6-0)	32-5	Devils limited to season-low five hits in loss.
3/28	@USC*	W	11-4	600	Bordes (1-0)	Paschal (2-4)	33-5	Wyrick 3x6, 3 RBI. ASU 17 hits, 17 LOB.
3/29	@USC*	L	5-6	890	Schroyer (4-2)	Dizard (3-2)	33-6	Devils 12 LOB, including loaded in 7th and 8th.
3/29	@USC*	W	7-5	1,157	Arguello (1-0)	Butler (0-3)	34-6	Buck 3x4, RBI. Larish and Guerrero solo HR's.
4/2	New Mexico	L	7-11	1,919	Vaughan (5-2)	Soto (3-0)	34-7	Pedroia and Larish both hit HR in loss.
4/7	Grand Canyon	W	10-2	2,020	McClellan (5-0)	Newark (0-3)	35-7	Gosewisch 3x3, McClellan 7 K's in 5 IP.
4/11	@California*	W	11-3	409	Averill (7-0)	Brown (2-5)	36-7	Bosch 2x4, 2 RBI, HR. Allen GS HR in 4th.
4/13	@California*	W	6-0	267	Vaughan (6-2)	Montalbo (3-3)	37-7	Walsh 3x3. Vaughan six IP of shutout ball.
4/13	@California*	W	10-1	219	Liebeck (7-0)	Crist (2-2)	38-7	Liebeck 0 ER in 6 IP. Walsh 3x5, 2 RBI.
4/17	UCLA*	L	8-9	2,227	Vaughan (6-3)	Beck (1-1)	38-8	ASU hits into 8-5-4 DP in crucial 8th inning.
4/18	UCLA*	L	7-8 (13)	2,678	Bordes (1-1)	Silva (5-0)	38-9	Devils 17 LOB and 4 DP in 13 inning heartbreaker.
4/19	UCLA*	W	17-1	2,699	Thurmond (4-0)	Janssen (3-5)	39-9	Thurmond 7 K's in 7.0 IP. Pedroia 4-for-6, 2 RBI.
4/25	Washington State*	W	21-0	2,336	Vaughan (7-3)	MacKenzie (3-4)	40-9	Larish 2x3, 3 R, 4 RBI in ASU's 7th shutout of '03.
4/26	Washington State*	W	5-3 (10)	2,487	Arguello (2-0)	Alwert (1-3)	41-9	West walk-off 2-run HR in Bottom of 10th.
4/27	Washington State*	W	25-0	2,057	Thurmond (5-0)	Banszak (2-8)	42-9	West 5x7, 3 HR, 9 RBI. Walsh 6x6, 7 RBI, 3 2B.
4/30	@Oklahoma\$	W	9-4	2,118	Vaughan (8-3)	Purcey (1-3)	43-9	Allen pinch-hit GS in 7th to tie NCAA GS Record.
5/6	UC Irvine	W	11-1	1,714	Thurmond (6-0)	Krise (3-2)	44-9	West 2-for-4, 2 HR, 4 RBI. Pedroia 29th 2B.
5/12	@Oregon State*	5 p.m.						
5/13	@Oregon State*	5 p.m.						
5/14	@Oregon State*	4 p.m.						
5/17	@Washington*	1 p.m.						
5/18	@Washington*	1 p.m.						
5/19	@Washington*	6:30 p.m.						
5/23	Arizona*	7 p.m.						
5/24	Arizona*	7 p.m.						
5/25	Arizona*	1 p.m.						


\* Pac-10 Game, ^ Coca-Cola Spring Training College Baseball Classic (Surprise, Ariz.)

# Bob Schaefer Memorial Classic, \$ Played at SBC Bricktown Ballpark





# Sun Devil Baseball 2003



## Arizona State Sun Devil Baseball Overall Statistics

**Record: 44-9 Home: 27-7 Away: 14-2 Neutral: 3-0 Pac-10: 10-5**

Player	AVG	GP-GS	AB	R	H	2B	3B	HR	RBI	TB	SLG%	BB	HBP	SO	GDP	OB%	SF	SH	SB-ATT	PO	A	E	FLD%
2 Dustin Pedroia...	.419	53-53	227	61	95	29	2	3	44	137	.604	29	5	12	5	.487	4	3	2-5	74	160	8	.967
30 Mike Guerrero...	.395	38-11	76	19	30	12	2	2	22	52	.684	6	2	12	3	.452	0	1	0-0	64	7	1	.986
32 Frank Mesa.....	.385	42-27	109	33	42	6	1	1	20	53	.486	20	2	11	3	.485	1	0	2-3	29	65	7	.931
20 Nick Walsh.....	.375	42-15	80	25	30	6	1	0	18	38	.475	15	5	9	4	.500	0	2	1-2	16	13	2	.935
11 Jeff Larish.....	.367	50-49	177	67	65	12	2	15	79	126	.712	65	4	34	3	.536	4	1	2-2	388	25	3	.993
8 Jeremy West.....	.362	48-40	141	50	51	5	0	16	54	104	.738	33	12	24	5	.513	1	0	2-4	38	2	1	.976
4 Travis Buck.....	.356	52-51	188	50	67	12	3	3	38	94	.500	25	10	22	7	.453	2	5	8-10	62	2	4	.941
5 Dennis Wyrick....	.351	44-26	131	30	46	5	2	1	24	58	.443	10	7	18	0	.420	2	1	5-6	22	50	8	.900
14 Andre Ethier.....	.350	53-52	200	55	70	9	2	5	47	98	.490	39	9	21	3	.468	4	0	4-5	102	5	1	.991
9 Steve Garrabrants	.349	50-46	166	48	58	14	3	7	50	99	.596	22	4	28	1	.424	6	1	21-25	77	135	10	.955
39 Tuffy Gosewisch..	.330	44-30	94	29	31	5	0	1	27	39	.415	15	7	11	1	.442	4	4	2-2	255	20	0	1.000
19 Joel Bocchi.....	.329	38-22	82	17	27	7	0	2	21	40	.488	10	4	22	2	.427	0	2	1-1	157	16	5	.972
10 Rod Allen.....	.310	45-28	116	31	36	4	1	6	41	60	.517	12	4	13	2	.380	5	0	3-5	30	1	1	.969
31 Ryan Bosch.....	.210	48-26	105	25	22	2	0	4	23	36	.343	13	1	33	5	.290	5	1	4-6	61	2	0	1.000
-----																							
12 Ryan Schroyer....	1.000	1-0	1	1	1	0	0	0	0	1	1.000	0	0	0	0	1.000	0	0	0-0	1	4	1	.833
16 Nick Cadena.....	.429	5-0	7	2	3	1	0	0	1	4	.571	2	0	1	0	.556	0	0	0-0	1	1	0	1.000
27 Bryce Kartler....	.059	18-2	17	5	1	0	0	0	0	1	.059	9	0	8	0	.385	0	0	1-1	10	1	0	1.000
60 Garrett Schoenber	.000	4-0	3	0	0	0	0	0	0	0	.000	0	0	2	0	.000	0	0	0-0	5	0	0	1.000
Totals.....	.351	53-53	1922	549	675	129	19	66	509	1040	.541	326	77	282	44	.456	38	21	58-77	1418	575	56	.973
Opponents.....	.250	53-53	1782	200	446	79	15	30	189	645	.362	181	49	437	38	.334	14	24	38-60	1337	540	102	.948

LOB - Team (498), Opp (434). DPs turned - Team (47), Opp (59). CI - Team (2), West 1, Bocchi 1. IBB - Team (12), Larish 4, West 3, Buck 1, Mesa 1, Pedroia 1, Walsh 1, Ethier 1, Opp (2). Picked off - Garrabrants 1, Gosewisch 1, Allen 1.


(All games Sorted by Earned run avg)

Player	ERA	W-L	APP	GS	CG	SHO/CBO	SV	IP	H	R	ER	BB	SO	2B	3B	HR	AB	B/Avg	WP	HBP	BK	SFA	SHA
12 Ryan Schroyer....	1.47	4-2	24	0	0	0/0	7	36.2	31	7	6	15	41	5	1	1	138	.225	5	1	1	0	2
47 Jared Liebeck....	2.35	7-0	15	12	1	1/1	0	69.0	66	21	18	20	48	6	2	3	258	.256	1	0	0	2	2
40 Ben Thurmond....	2.35	6-0	15	11	0	0/3	0	57.1	52	18	15	17	49	10	1	5	217	.240	3	2	2	2	1
41 Mark Sopko.....	2.68	3-2	19	6	0	0/4	0	43.2	44	14	13	10	35	7	1	2	163	.270	6	6	0	0	2
45 Erik Averill....	3.43	7-0	16	12	0	0/2	0	65.2	65	31	25	16	42	15	5	5	250	.260	1	15	6	4	2
49 Brett Bordes....	3.80	1-1	22	0	0	0/2	0	21.1	18	9	9	21	22	2	0	2	77	.234	1	2	1	0	2
15 Robbie McClellan.	4.00	5-0	22	4	0	0/3	0	45.0	43	21	20	29	49	12	0	4	169	.254	4	4	1	1	1
26 Beau Vaughan....	4.12	8-3	21	5	0	0/3	0	72.0	64	42	33	23	88	12	3	4	268	.239	1	9	2	2	9
-----																							
38 Josh Perrault....	0.00	0-0	2	0	0	0/0	0	2.0	0	0	0	1	3	0	0	0	6	.000	0	1	0	0	0
31 Ryan Bosch.....	0.00	0-0	2	0	0	0/0	0	1.0	4	1	0	1	1	0	0	0	6	.667	0	0	0	0	0
3 Javy Lopez.....	2.63	1-0	12	0	0	0/2	0	13.2	17	4	4	2	6	1	0	1	53	.321	0	1	0	2	1
22 Matt Leaf.....	2.70	0-0	6	1	0	0/1	0	6.2	5	2	2	3	4	1	0	0	26	.192	0	1	0	0	1
48 Carlos Arguello..	6.06	2-0	17	0	0	0/2	0	16.1	17	14	11	8	18	4	0	2	66	.258	2	4	1	1	1
27 Bryce Kartler....	6.19	0-0	20	1	0	0/1	0	16.0	13	11	11	10	23	1	1	1	59	.220	2	1	0	0	0
55 Chris Beatty.....	7.11	0-1	8	1	0	0/1	0	6.1	7	5	5	5	8	3	1	0	26	.269	0	2	0	0	0
Totals.....	3.26	44-9	53	53	1	8/7	7	472.2	446	200	171	181	437	79	15	30	1782	.250	26	49	14	14	24
Opponents.....	9.19	9-44	53	53	1	0/0	4	445.2	675	549	455	326	282	129	19	66	1922	.351	65	77	17	38	21

PB - Team (7), Bocchi 4, Gosewisch 3, Opp (13). Pickoffs - Team (6), Thurmond 2, Sopko 1, Liebeck 1, McClellan 1, Vaughan 1, Opp (3). SBA/ATT - Bocchi (16-26), Gosewisch (14-21), Liebeck (6-14), Sopko (7-10), Vaughan (6-10), Averill (5-7), McClellan (5-7), West (6-6), Thurmond (3-4), Lopez, J. (2-3), Schroyer (2-2), Bordes (0-1), Arguello (1-1), Leaf (1-1).



# Sun Devil Baseball 2003




## Arizona State Sun Devil Baseball Fielding Statistics

2003 Arizona State Sun Devil Baseball  
Overall Statistics for Arizona State (as of May 07, 2003)  
(All games Sorted by Fielding pct)

Player	C	PO	A	E	FLD%	DPs	SBA	CSB	SBA%	PB	CI
39 Tuffy Gosewisch..	275	255	20	0	1.000	1	14	7	.667	3	0
31 Ryan Bosch.....	63	61	2	0	1.000	1	0	0	---	0	0
26 Beau Vaughan.....	25	6	19	0	1.000	1	6	4	.600	0	0
47 Jered Liebeck....	16	5	11	0	1.000	1	6	8	.429	0	0
27 Bryce Kartler....	11	10	1	0	1.000	0	0	0	---	0	0
15 Robbie McClellan..	8	4	4	0	1.000	0	5	2	.714	0	0
49 Brett Bordes.....	8	1	7	0	1.000	0	0	1	.000	0	0
41 Mark Sopko.....	7	2	5	0	1.000	0	7	3	.700	0	0
3 Javy Lopez.....	5	2	3	0	1.000	0	2	1	.667	0	0
60 Garrett Schoenber	5	5	0	0	1.000	0	0	0	---	0	0
48 Carlos Arguello..	3	1	2	0	1.000	0	1	0	1.000	0	0
22 Matt Leaf.....	3	1	2	0	1.000	0	1	0	1.000	0	0
16 Nick Cadena.....	2	1	1	0	1.000	0	0	0	---	0	0
59 Aaron Klusman....	1	1	0	0	1.000	0	0	0	---	0	0
11 Jeff Larish.....	416	388	25	3	.993	38	0	0	---	0	0
14 Andre Ethier.....	108	102	5	1	.991	1	0	0	---	0	0
30 Mike Guerrero....	72	64	7	1	.986	5	0	0	---	0	0
8 Jeremy West.....	41	38	2	1	.976	3	6	0	1.000	0	1
19 Joel Bocchi.....	178	157	16	5	.972	2	16	10	.615	4	1
10 Rod Allen.....	32	30	1	1	.969	1	0	0	---	0	0
2 Dustin Pedroia...	242	74	160	8	.967	31	0	0	---	0	0
9 Steve Garabrants	222	77	135	10	.955	24	0	0	---	0	0
4 Travis Buck.....	68	62	2	4	.941	0	0	0	---	0	0
20 Nick Walsh.....	31	16	13	2	.935	2	0	0	---	0	0
32 Frank Mesa.....	101	29	65	7	.931	6	0	0	---	0	0
40 Ben Thurmond....	11	2	8	1	.909	0	3	1	.750	0	0
5 Dennis Wyrick....	80	22	50	8	.900	7	0	0	---	0	0
12 Ryan Schroyer....	6	1	4	1	.833	0	2	0	1.000	0	0
45 Erik Averill.....	9	1	5	3	.667	0	5	2	.714	0	0
38 Josh Perrault....	0	0	0	0	.000	0	0	0	---	0	0
55 Chris Beatty.....	0	0	0	0	.000	0	0	0	---	0	0
Totals.....	2049	1418	575	56	.973	47	38	22	.633	7	2
Opponents.....	1979	1337	540	102	.948	59	58	19	.753	13	0



# Sun Devil Baseball 2003



## Arizona State Sun Devil Baseball Pac-10 Statistics

Record: 10-5 Home: 5-4 Away: 5-1 Pac-10: 10-5

Player	AVG	GP-GS	AB	R	H	2B	3B	HR	RBI	TB	SLG%	BB	HBP	SO	GDP	OB%	SF	SH	SB-ATT	PO	A	E	FLD%
12 Ryan Schroyer....	1.000	1-0	1	1	1	0	0	0	0	1	1.000	0	0	0	0	1.000	0	0	0-0	0	3	1	.750
20 Nick Walsh.....	.513	12-8	39	12	20	5	1	0	13	27	.692	7	1	5	2	.596	0	0	0-1	8	1	0	1.000
8 Jeremy West.....	.472	11-8	36	11	17	2	0	5	15	34	.944	6	3	8	2	.578	0	0	0-0	7	1	0	1.000
2 Dustin Pedroia...	.406	15-15	69	18	28	7	1	0	12	37	.536	12	1	3	4	.494	1	1	1-3	22	46	3	.958
4 Travis Buck.....	.397	15-15	58	15	23	4	0	1	12	30	.517	6	5	5	4	.493	0	3	3-4	19	1	1	.952
14 Andre Ethier.....	.382	15-15	68	14	26	4	1	4	20	44	.647	8	3	7	1	.463	1	0	1-1	39	2	0	1.000
32 Frank Mesa.....	.375	12-5	32	5	12	1	1	0	6	15	.469	2	1	5	1	.429	0	0	0-1	13	24	2	.949
5 Dennis Wyrick....	.333	13-11	54	8	18	1	1	0	9	21	.389	1	2	8	0	.368	0	0	0-1	2	18	2	.909
9 Steve Garrabrants	.319	13-12	47	13	15	1	1	1	8	21	.447	4	2	10	0	.396	0	0	6-7	24	42	3	.957
11 Jeff Larish.....	.283	15-15	60	19	17	3	0	3	18	29	.483	21	1	13	0	.476	0	1	0-0	130	7	0	1.000
10 Rod Allen.....	.280	12-6	25	7	7	0	1	1	6	12	.480	4	0	1	1	.379	0	0	1-1	5	0	0	1.000
30 Mike Guerrero....	.269	11-4	26	3	7	1	0	1	4	11	.423	2	0	5	3	.321	0	0	0-0	9	0	0	1.000
39 Tuffy Gosewisch..	.241	15-13	29	11	7	2	0	1	9	12	.414	8	6	5	1	.457	3	1	1-1	95	9	0	1.000
31 Ryan Bosch.....	.200	14-6	25	5	5	0	0	2	5	11	.440	1	0	12	0	.214	2	1	1-1	19	0	0	1.000
27 Bryce Kartler....	.200	4-0	5	2	1	0	0	0	0	1	.200	2	0	1	0	.429	0	0	1-1	4	1	0	1.000
19 Joel Bocchi.....	.188	12-2	16	5	3	0	0	0	1	3	.188	2	2	6	1	.350	0	2	0-0	26	2	2	.933
Totals.....	.351	15-15	590	150	207	31	7	19	138	309	.524	86	27	94	20	.451	7	9	15-22	428	177	15	.976
Opponents.....	.259	15-15	541	59	140	26	8	12	56	218	.403	60	17	114	20	.351	1	5	12-17	418	172	19	.969

LOB - Team (151), Opp (137). DPs turned - Team (21), Opp (24). IBB - Team (6), Larish 4, Buck 1, Walsh 1, Opp (2).


(Pac-10 games only Sorted by Earned run avg)

Player	ERA	W-L	APP	GS	CG	SHO/CBO	SV	IP	H	R	ER	BB	SO	2B	3B	HR	AB	B/Avg	WP	HBP	BK	SFA	SHA
27 Bryce Kartler....	0.00	0-0	7	0	0	0/1	0	3.2	2	0	0	2	3	0	1	0	12	.167	0	0	0	0	0
38 Josh Perrault....	0.00	0-0	2	0	0	0/0	0	2.0	0	0	0	1	3	0	0	0	6	.000	0	1	0	0	0
3 Javy Lopez.....	0.00	0-0	1	0	0	0/1	0	2.0	3	0	0	0	0	0	0	0	8	.375	0	0	0	0	0
40 Ben Thurmond....	1.42	2-0	5	5	0	0/2	0	25.1	20	4	4	12	19	2	1	1	92	.217	2	1	0	0	0
47 Jered Liebeck....	2.60	1-0	4	3	0	0/0	0	17.1	14	5	5	4	15	2	0	1	66	.212	0	0	0	0	0
49 Brett Bordes....	3.00	1-1	9	0	0	0/1	0	6.0	5	2	2	7	3	0	0	0	18	.278	1	1	1	0	2
12 Ryan Schroyer....	3.18	1-2	8	0	0	0/0	1	17.0	19	6	6	9	12	4	1	1	67	.284	3	1	1	0	2
48 Carlos Arguello..	4.05	2-0	6	0	0	0/0	0	6.2	5	3	3	5	6	2	0	1	25	.200	1	0	0	0	0
26 Beau Vaughan....	4.21	2-1	5	2	0	0/2	0	25.2	24	12	12	8	31	6	2	1	96	.250	0	3	0	0	1
41 Mark Sopko.....	6.00	0-1	5	0	0	0/1	0	6.0	6	5	4	4	5	0	0	1	23	.261	1	1	0	0	0
45 Erik Averill....	6.10	1-0	5	4	0	0/1	0	20.2	30	14	14	4	9	6	3	4	86	.349	0	8	2	1	0
15 Robbie McClellan.	6.10	0-0	5	1	0	0/2	0	10.1	12	8	7	4	8	4	0	2	42	.286	1	1	1	0	0
Totals.....	3.60	10-5	15	15	0	3/3	1	142.2	140	59	57	60	114	26	8	12	541	.259	9	17	5	1	5
Opponents.....	8.72	5-10	15	15	1	0/0	2	139.1	207	150	135	86	94	31	7	19	590	.351	18	27	5	7	9

PB - Team (1), Gosewisch 1, Opp (5). Pickoffs - Team (1), McClellan 1. SBA/ATT - Gosewisch (6-8), Bocchi (5-7), Sopko (2-3), Vaughan (2-3), Liebeck (2-2), Schroyer (2-2), Thurmond (1-2), Averill (1-2), McClellan (2-2), Bordes (0-1), West (1-1).



# Sun Devil Baseball 2003



## Arizona State Sun Devil Baseball Statistics Summary

Inning-by-inning summary:

	1	2	3	4	5	6	7	8	9	EX	Total
	--	--	--	--	--	--	--	--	--	--	-----
Arizona State	71	51	63	76	71	70	60	67	15	5	549
Opponents	15	19	33	15	15	38	32	14	15	4	200

Win-loss summary:

	W	L	T	Pct
	--	--	--	----
Total	44	9	0	.830
Conference	10	5	0	.667
Non-Conf	34	4	0	.895
Home	27	7	0	.794
Away	14	2	0	.875
Neutral	3	0	0	1.000
Day	22	4	0	.846
Night	22	5	0	.815
vs Left	8	5	0	.615
vs Right	36	4	0	.900
1-Run games	3	5	0	.375
2-Run games	6	1	0	.857
5+Run games	31	1	0	.969
Extra inns	2	2	0	.500
Shutouts	8	0	0	1.000

General summary:

Current winning streak : 6  
 Longest winning streak : 19  
 Longest losing streak : 2

Home attendance : 94356 ( 34 dates avg = 2775 )  
 Away attendance : 14040 ( 19 dates avg = 738 )  
 Total attendance: 108396 ( 53 dates avg = 2045 )



# Sun Devil Baseball 2003

## Home Runs and Misc. Hitting Breakdown:

Player	Total	Multi-Hit Games				Multi RBI	HR Total	Home Run Breakdown						Last Home Run
		2	3	4	5+			H	A	Solo	2	3	GS	
Rod Allen	10 (49)	9	1	0	0	11	6 (18)	2	4	0	2	2	2	4/30/03 at Oklahoma
Joel Bocchi	8 (8)	6	1	1	0	6	2 (2)	1	1	0	0	2	0	2/8/03 vs. BYU
Ryan Bosch	4	4	0	0	0	5	4	2	2	1	2	0	1	4/25/03 vs. Washington State
Travis Buck	17	9	7	0	1	6	3	3	0	1	1	0	1	4/19/03 vs. UCLA
Nick Cadena	1 (6)	1	0	0	0	0	0 (6)	0	0	0	0	0	0	5/19/02 vs. USC
Andre Ethier	20 (39)	15	3	2	0	8	5 (9)	4	1	1	1	3	0	4/27/03 vs. WSU
Steve Garrabrants	18 (55)	14	4	0	0	13	7 (9)	6	1	1	2	2	2	5/6/03 vs. UC Irvine
Tuffy Gosewisch	11 (11)	10	1	0	0	7	1 (1)	1	0	0	1	0	0	4/17 vs. UCLA
Mike Guerrero	4	1	2	1	0	6	2	1	1	1	0	1	0	3/30/03 at USC (6th inning)
Bryce Kartler	0 (2)	0	0	0	0	0	0	0	0	0	0	0	0	None
Jeff Larish	19 (31)	15	4	0	0	16	15 (18)	12	3	4	3	4	4	4/25/03 vs. Washington State
Ryan McKenna	0 (7)	0	0	0	0	0	0	0	0	0	0	0	0	4/1/02 at UNLV (Pinch-Hit)
Frank Mesa	11	6	4	1	0	3	1	1	0	0	1	0	0	2/7/03 vs. BYU
Dustin Pedroia	32 (59)	22	7	3	0	13	3 (4)	2	1	2	1	0	0	4/2/03 vs. UNM
Nick Walsh	5 (11)	2	2	0	1	3	0	0	0	0	0	0	0	4/13/01 vs. Washington State
Jeremy West	14 (52)	9	3	1	1	14	16 (35)	14	2	5	8	1	2	5/6/03 vs. UC Irvine (2)
Dennis Wyrick	11 (53)	6	5	0	0	9	1 (1)	0	1	0	1	0	0	1/17/03 at UHH
<b>Team Totals</b>	<b>185</b>	<b>129</b>	<b>44</b>	<b>9</b>	<b>3</b>	<b>120</b>	<b>66</b>	<b>49</b>	<b>17</b>	<b>16</b>	<b>23</b>	<b>15</b>	<b>12</b>	<b>West; 5/6 vs. UC Irvine</b>

(x) = career games.

## Lineup Card - Record Breakdown:

- 1 - Pedroia (42-6), Walsh (2-3)
- 2 - Buck (32-6), Pedroia (0-1), Wyrick (5-2), Ethier (1-0), Walsh (6-0)
- 3 - Larish (25-5), Ethier (13-1), Guerrero (3-1), Wyrick (1-0), Pedroia (2-2)
- 4 - West (21-3), Allen (2-0), Larish (9-3), Ethier (12-2), Garrabrants (0-1)
- 5 - Ethier (14-4), Larish (7-0), Allen (3-1), Bosch (1-0), West (11-1), Garrabrants (6-0), Wyrick (1-1), Mesa (0-2), Guerrero (1-0)
- 6 - West (2-0), Allen (8-0), Mesa (14-1), Wyrick (7-3), Guerrero (2-2), Buck (5-2), Bosch (1-0), Garrabrants (6-0), Ethier (2-1)
- 7 - Mesa (10-0), Bocchi (1-0), Allen (9-0), Bosch (5-0), Wyrick (3-2), Guerrero (1-0), West (1-0), Garrabrants (8-4), Buck (5-1), Ethier (1-1), Kartler (0-1)
- 8 - Bocchi (17-3), Wyrick (1-0), Gosewisch (16-2), Bosch (2-0), Allen (2-2), West (0-1), Garrabrants (5-1), Guerrero (1-0)
- 9 - Garrabrants (14-1), Walsh (3-1), Bosch (15-2), Allen (2-2), Gosewisch (10-2), Bocchi (0-1)

## Starters By Position Breakdown:

- C - Gosewisch (30), Bocchi (22), West (1)  
 1B - Larish (45), Guerrero (7), West (1)  
 2B - Garrabrants (46), Mesa (4), Walsh (3)  
 3B - Wyrick (26), Mesa (23), Larish (4)  
 SS - Pedroia (53)  
 LF - Buck (32), Allen (15), Walsh (6)  
 CF - Bosch (26), Ethier (16), Allen (10), Kartler (1)  
 RF - Ethier (35), Buck (18)  
 DH - West (37), Walsh (6), Allen (4), Guerrero (4), Buck (1)  
 P - Sopko (6), Leaf (1), Liebeck (12), Averill (12), Kartler (1), Thurmond (11), Vaughan (5), McClellan (4), Beatty (1)

## Attendance (Through 53 Games)

**Home Attendance:** 94,356 (34 games; 2,775 Avg.)  
**Away Attendance:** 14,040 (19 dates)  
**Total Attendance:** 108,396 (53 dates)  
**Overall Average Attendance:** 2,045

## Sun Devils Record When They Score:

Runs	0	1	2	3	4	5	6	7	8	9	10+
W-L	0-0	0-0	0-1	1-1	2-0	1-3	4-0	4-2	1-2	4-0	27-0

## Sun Devils Record When Opponent Scores:

Runs	0	1	2	3	4	5	6	7	8	9	10+
W-L	8-0	5-0	7-0	67-0	6-1	6-0	2-3	1-0	1-1	1-2	0-2

## Score By Innings In All Games:

Inning	1	2	3	4	5	6	7	8	9	Ex	Total
ASU	71	51	63	76	71	70	60	67	15	5	549
Opp.	15	19	33	15	15	38	32	14	15	4	200

## Score By Innings In Pac-10 Games:

Inning	1	2	3	4	5	6	7	8	9	Ex	Total
ASU	20	22	12	17	11	23	12	21	7	5	150
Opp.	3	8	6	3	6	11	7	4	7	4	59

## Current Hitting Streaks:

Player	2003 Longest	Career Long	Current Streak
Rod Allen	4	17	3
Joel Bocchi	5	5	0
Ryan Bosch	3	3	0
Travis Buck	7	7	0
Nick Cadena	2	4	0
Andre Ethier	8	8	9
Steve Garrabrants	6	11	3
Tuffy Gosewisch	4	4	0
Mike Guerrero	4	4	1
Jeff Larish	14	14	14
Ryan McKenna	0	7	1
Frank Mesa	6	6	0
Dustin Pedroia	17	22	9
Garrett Schoenberger	0	1	0
Nick Walsh	8	8	1
Jeremy West	9	10	9
Dennis Wyrick	7	9	1





# Sun Devil Baseball 2003

## Sun Devil Baseball's Record in 2003 When...

(Through 53 games of 2003 Season)

Overall .....	44-9
At Packard Stadium .....	27-7
Playing on the Road .....	14-2
at Neutral Site .....	3-0
Day Games .....	22-4
Night Games .....	22-5

Scoring 1-4 Runs .....	3-2
Scoring 5-9 Runs .....	14-6
Scoring 10-19 Runs .....	27-0
Scoring 20+ Runs .....	3-0

Opp. 5 or less runs .....	39-1
Opp. 6 or more runs .....	5-8

ASU Scores First .....	34-2
Opp. Scores First .....	10-7
Scoring in 1st Inning .....	23-2

Leading After 6 Innings .....	39-1
Trailing After 6 Innings .....	1-6
Tied After 6 Innings .....	4-2

Leading After 8 Innings .....	41-0
Trailing After 8 Innings .....	0-5
Tied After 8 Innings .....	3-4

Last At-Bat Wins .....	7
After a Win .....	36-7
After a Loss .....	7-2

Collecting 1-3 Hits .....	0-0
Collecting 4-6 Hits .....	1-1
Collecting 7-9 Hits .....	8-2
Collecting 10+ Hits .....	33-6
Collecting 20+ Hits .....	4-0

Out-Hitting Opponent .....	33-5
Out-Hit by Opponent .....	7-4
Hits are Tied .....	3-0

ASU is Errorless .....	19-0
ASU Makes 1 Error .....	12-6
ASU Makes 2+ Errors .....	13-3

ASU Starter Gets Decision .....	24-2
Bullpen Gets Decision .....	20-7

One-Run Games .....	3-5
Two-Run Games .....	6-1
Three-Run Games .....	1-1

ASU Hits 0 Home Runs .....	14-4
ASU Hits 1 Home Run .....	13-2
ASU Hits Multiple HR .....	17-3

Vs. LHP Starters .....	9-5
Vs. RHP Starters .....	35-4

In Extra Innings .....	2-2
Doubleheaders .....	6-0

Vs. Non-Conference .....	34-4
Non-Conference Home .....	22-3
Non-Conference Away .....	9-1
Non-Conference Neutral .....	3-0

Vs. Pac-10 (League Games) .....	10-5
Pac-10 Home .....	5-4
Pac-10 Away .....	5-1

Vs. Ranked Opponents* .....	8-5
Vs. Top 10 Opponents* .....	1-2
Vs. Unranked Teams* .....	36-4

\*Top 30 ranking at time played.

### VS. PAC-10 SCHOOLS

Arizona .....	0-0
California .....	3-0
Oregon State .....	1-0
Stanford .....	1-2
UCLA .....	1-2
USC .....	2-1
Washington .....	0-0
Washington State .....	3-0
Overall vs. Pac-10 .....	11-5

### DAYS OF THE WEEK

Monday .....	2-1
Tuesday .....	2-0
Wednesday .....	1-2
Thursday .....	3-1
Friday .....	11-3
Saturday .....	10-1
Sunday .....	13-1
Midweek Games .....	8-2
Weekend Games .....	35-7

### MONTHS OF THE YEAR

January .....	9-1
February .....	13-0
March .....	12-5
April .....	9-3
May .....	1-0
June .....	0-0

### UNIFORMS/HATS

White Home .....	19-6
Gray Sleeveless .....	4-1
Home/Away Maroon .....	21-2
Black Shoes .....	6-0
White Shoes .....	38-9

### PITCHING

Sopko Starts .....	5-1
Averill Starts .....	10-2
Leaf Starts .....	1-0
Kartler Starts .....	1-0
Vaughan Starts .....	4-1
Liebeck Starts .....	11-1
Thurmond Starts .....	9-2
McClellan Starts .....	3-1
Beatty Starts .....	0-1

Starter Goes Less Than 5 .....	21-6
Starter Goes 5+ .....	23-3

### MISC. HITTING

Larish Records Hit .....	36-6
Larish Hits HR .....	13-1
Pedroia Records Hit .....	42-8
Pedroia Multi-Hit Game .....	28-4
TV Games .....	6-2
Radio Games .....	21-8

Longest Win Streak .....	19
Longest Losing Streak .....	2
Last Five Games .....	5-0
Last 10 Games .....	8-2
Last 15 Games .....	11-4
Last 20 Games .....	13-7
Current Streak .....	W-6

Largest Winning Margin .....	25
Largest Losing Margin .....	6

Vs. Teams .500 or better .....	17-6
Vs. Teams worse than .500 .....	23-3

### LEADING OFF

Pedroia Leads Off .....	42-6
Walsh Leads Off .....	2-3
Garrabrants Leads Off .....	0-0



# Sun Devil Baseball 2003

## Sun Devil Baseball Team and Player Superlatives

(Through 53 games of 2003 Season)

### 2003 Arizona State Team Superlatives

#### TEAM BATTING

Most At-Bats:	51	UCLA (3/18)
Fewest At-Bats:	30 - 2x	BYU (2/8)
Most Runs (Game):	25	WSU (4/27)
Most Runs (Inning):	12 (6th)	WSU (4/25)
Most Runs (1st Inning):	7	UHH (1/19)
Fewest Runs (Game):	2	STAN (3/24)
Most Hits (Game):	24	WSU (4/27)
Fewest Hits (Game):	5	STAN (3/24)
RBI:	23	WSU (4/27)
Doubles:	7	Oklahoma (3/15)
Triples:	2 - 2x	WSU (4/25)
Home Runs:	4 - 2x	WSU (4/27)
Total Bases:	42	WSU (4/27)
Walks:	14	USC (3/28)
Most Strikeouts:	12	Stanford (3/22)
Fewest Strikeouts:	1	UHH (1/19)
Sacrifice Bunts:	2 - 2x	Stanford (3/22)
Sacrifice Flies:	3	UHH (1/19)
Stolen Bases:	5 - 2x	SUU (3/7)
Left on Base:	17 - 2x	UCLA (3/18)
Hit into DP:	5	WSU (4/26)
Hit by Pitches:	4 - 2x	WSU (4/25)

#### TEAM FIELDING

Most Putouts:	39	UCLA (3/18)
Most Assists:	18	USC (3/30)
Most Errors:	3 - 4x	Stanford (3/23)
DPs Turned:	3	UHH (1/18)

#### TEAM PITCHING

Most Runs Allowed:	11 - 2x	UNM (4/2)
Fewest Runs Allowed:	0 - 8x	WSU (4/27)
Most Hits Allowed:	14	LBSU (1/31)
Fewest Hits Allowed:	2	UHH (1/19)
Most Strikeouts:	16 - 2x	UCLA (3/18)
Fewest Strikeouts:	0	USC (3/30)
Most Walks:	8	WSU (4/26)
Fewest Walks:	0 - 3x	Grand Canyon (4/7)
Hit-by-Pitches:	4	USC (3/29)
Wild Pitchers:	3	UCLA (3/18)
Balks:	2 - 2x	USC (3/29)
Home Runs Allowed:	2 - 7x	UCLA (4/18)

#### MISCELLANEOUS

Consecutive Wins:	19	2/1-3/9
Consecutive Losses:	2 - 2x	Current
Home Wins In a Row:	17	1/24-3/9
Road/Neutral Wins In a Row:	6	1/16-1/19
Longest Game:	4:25	UCLA (3/18)
Shortest Game:	2:00	UHH (1/19)
Most Innings:	13	UCLA (3/18)
Fewest Innings:	5.0	UHH (1/19)
Most Pitchers Used:	8	GCU (4/7)
Largest Home Attendance:	4,155	OKLA (3/14)
Largest Road Attendance:	2,118	OKLA (4/30)
Largest Overall Attendance:	4,155	OKLA (3/14)
Largest 3-Game Home Attendance:	STAN	10,899 (3,633 avg.)

### 2003 Arizona State Player Superlatives

#### INDIVIDUAL BATTING

At-Bats:	7 - 5x	West (WSU; 4/27)
Runs:	5 - 2x	Walsh (WSU; 4/27)
Hits:	6	Walsh (WSU; 4/27)
RBIs:	9 - 2x	last West (WSU; 4/27)
Doubles:	3 - 3x	last Walsh (WSU; 4/27)
Triples:	1 - 17x	Pedroia (WSU; 4/27)
Home Runs:	3	West (WSU; 4/27)
Grand Slams:	1 - 12x	last Allen (OKLA; 4/30)
Total Bases:	14	West (WSU; 4/27)
Walks:	4 - 2x	last Larish (WSU; 4/27)
Strikeouts:	3 - 4x	Bosch (CAL; 4/13)
Hit By Pitch:	2 - 2x	Buck (WSU; 4/25)
Sacrifice Flies:	2	Allen (UHH; 1/19)
Sacrifice Bunts:	2	Gosewisch (CSUN; 3/9)
Stolen Bases:	2 - 5x	Wyrick (WST; 3/18)
Runners LOB:	7	Wyrick (UHH; 1/17)

#### INDIVIDUAL FIELDING

Putouts:	15	Gosewisch (Utah; 3/8)
Assists (INF):	6 - 5x	Mesa (WSU; 4/25)
Assists (OF):	1 - 7x	Ethier (UCI; 5/6)
Errors:	2 - 5x	last Bocchi (STAN; 3/23)
Passed Balls:	1 - 7x	last Gosewisch (USC; 3/28)

#### INDIVIDUAL PITCHING

Innings Pitched:	9.0	Liebeck (LBSU; 2/1)
Runs Allowed:	8	Vaughan (UNM; 4/2)
Walks:	5	Thurmond (Cal; 4/13)
Strikeouts:	10	Vaughan (UCLA; 4/17)
Hits Allowed (S):	9	Thurmond (STAN; 3/24)
Fewest Hits (S):	1 - 3x	McClellan (GCU; 4/7)
Wild Pitches:	2	Schroyer (SDSU; 1/24)
Hit Batters:	4	Averill (USC; 3/29)
Balks:	1 - 11x	Averill/Schroyer (USC; 3/29)

### Team Hitting Breakdown

	Record	AVG	AB	R	H	2B	3B	HR	RBI
Home	27-7	.351	1252	369	440	88	13	49	338
Road	14-2	.356	576	156	205	37	4	14	147
Neutral	3-0	.319	94	24	30	4	2	3	24
Jan.	9-1	.388	361	125	140	31	4	15	119
Feb.	13-0	.319	451	130	144	22	3	18	124
March	12-5	.348	604	147	210	52	6	11	133
April	9-3	.358	472	136	169	22	5	19	125
May	1-0	.353	34	11	12	2	1	3	8
June	0-0	.000	0	0	0	0	0	0	0
Day	22-4	.344	927	282	319	60	6	40	263
Night	22-5	.358	995	267	356	69	13	26	246

### Team Pitching Breakdown

	Record	ERA	IP	H	R	ER	BB	SO
Home	27-7	3.43	312.0	297	138	119	110	316
Road	14-2	2.90	133.2	123	51	43	61	100
Neutral	3-0	3.00	27.0	26	11	9	10	21
Jan.	9-1	4.28	80.0	75	43	38	34	90
Feb.	13-0	2.54	117.0	107	45	33	41	87
March	12-5	3.69	153.2	161	69	63	51	145
April	9-3	2.87	113.0	97	42	36	50	107
May	1-0	1.00	9.0	6	1	1	5	8
June	0-0	0.00	0.0	0	0	0	0	0
Day	22-4	3.40	227.2	216	99	86	92	180
Night	22-5	3.12	245.0	230	101	85	89	257



# Sun Devil Baseball 2003

## Games With At Least One Hit

Allen	26 of 39 games
Bocchi	16 of 34 games
Bosch	17 of 38 games
Buck	40 of 52 games
Cadena	2 of 4 games
Ethier	43 of 52 games
Garrabrants	36 of 50 games
Gosewisch	19 of 36 games
Guerrero	22 of 35 games
Larish	42 of 50 games
Mesa	25 of 38 games
Pedroia	50 of 53 games
Walsh	19 of 36 games
West	28 of 45 games
Wyrick	30 of 43 games

\*must be an official at-bat to count

## Games With An RBI

Allen	20 of 39 games
Bocchi	13 of 34 games
Bosch	17 of 38 games
Buck	27 of 52 games
Cadena	1 of 4 games
Ethier	31 of 52 games
Garrabrants	27 of 50 games
Gosewisch	18 of 36 games
Guerrero	14 of 36 games
Larish	37 of 50 games
Mesa	15 of 38 games
Pedroia	28 of 53 games
Walsh	9 of 37 games
West	26 of 44 games
Wyrick	14 of 43 games

\*may reflect walk with an RBI

## Extra Base Hits

Pedroia	34
Larish	29
Garrabrants	23
West	21
Buck	18
Guerrero	16
Ethier	16
Allen	11
Bocchi	9
Mesa	8
Wyrick	8
Walsh	7
Bosch	6
Gosewisch	6
Cadena	1

## Home Run Breakdown

Total Home Runs	66
Solo Home Runs	16
2-Run Home Runs	23
3-Run Home Runs	15
Grand Slams	12
Back-to-Back	2
First Inning	7
Second Inning	3
Third Inning	9
Fourth Inning	12
Fifth Inning	7
Sixth Inning	8
Seventh Inning	10
Eighth Inning	8
Ninth Inning	1
Tenth or later	2
Pinch-Hit Home Runs	3

## Breaking Down the Bullpen:

Pitcher	2003 Season Bullpen Stats						1st Batters		Last Relief App.	IP	H	R	ER	BB	SO
	G	W-L-S	ERA	IP	H	R-ER	RI/S	Retired/Faced							
Arguello	17	2-0-0	6.06	16.1	17	14-1	6/1	11/17	4/30 at OKLA	0.1	3	2	2	0	1
Averill	4	1-0-0	0.00	9.2	3	1-0	1/0	2/4	4/27 vs. WSU	1.0	0	0	0	1	0
Beatty	7	0-0-0	1.69	5.1	4	1-1	4/2	3/7	3/15 vs. OKLA	0.1	0	0	0	0	0
Bordes	22	1-1-0	3.80	21.1	18	9-9	27/10	13/22	4/27 vs. WSU	1.0	1	0	0	1	2
Bosch	2	0-0-0	0.00	1.0	4	1-0	3/3	0/2	4/7 vs. GCU	0.1	2	0	0	0	0
Kartler	19	0-0-0	7.07	14.0	13	11-11	16/5	12/19	5/6 vs. UCI	0.2	2	0	0	0	0
Leaf	5	0-0-0	0.00	4.2	2	0-0	0/0	5/5	4/7 vs. GCU	0.2	0	0	0	0	0
Liebeck	3	0-0-0	1.42	6.1	5	1-1	2/1	2/3	5/6 vs. UCI	2.0	1	0	0	1	1
Lopez	12	1-0-0	2.63	13.2	17	4-4	6/3	7/12	4/25 vs. WSU	2.0	3	0	0	0	0
McClellan	18	3-0-0	4.66	29.0	27	15-15	10/6	10/18	5/6 vs. UCI	1.1	0	1	1	1	2
Perrault	2	0-0	0.00	2.0	0	0-0	0/0	1/2	3/28 vs. USC	1.0	0	0	0	1	2
Schroyer	24	4-2-7	1.47	36.2	31	7-6	16/4	18/24	5/6 vs. UCI	2.0	0	0	0	2	4
Sopko	13	1-2-0	4.15	21.2	21	11-10	8/4	8/13	4/19 vs. UCLA	1.0	0	0	0	0	0
Thurmond	3	1-0-0	0.00	5.0	1	0-0	0/0	3/3	2/7 vs. BYU (w)	2.0	0	0	0	0	1
Vaughan	16	5-2-0	4.21	47.0	38	26-22	16/3	14/16	4/30 at OKLA (w)	3.0	1	0	0	1	5

RI = Runners Inherited S = Runners Scored

## Charting The Bullpen:

Opponent	Date	W-L-S	Pitchers	Inning Entered	IP	H	R-ER	BB	SO
UHH	1/16	W	Bordes/McClellan/Lopez/Beatty/Vaughan	3rd	6.2	2	0-0	4	9
UHH - 1	1/17	W/S	Vaughan/Beatty/Schroyer	3rd	7.0	6	3-3	2	13
UHH - 2	1/17	---	Lopez	7th	1.0	0	0-0	0	0
UHH	1/18	---	Bosch	8th	0.2	2	1-0	1	1
UHH - 1	1/19	---	Thurmond	4th	2.0	1	0-0	1	2
UHH - 2	1/10	W	Arguello/McClellan/Bordes/Schroyer	3rd	5.0	5	5-5	5	6
SDSU	1/24	W/S	Kartler/McClellan/Schroyer	5th	4.1	7	3-3	2	7
SDSU	1/25	W	Vaughan/Schroyer	6th	4.0	4	2-2	1	4
SDSU	1/26	---	Thurmond/Kartler/Bordes/Arguello/Lopez/Leaf	5th	4.0	8	9-9	4	8
LBSU	1/31	L	Vaughan/McClellan/Bordes/Arguello/Kartler	4th	5.0	9	11-9	4	2
LBSU	2/2	---	Vaughan/Schroyer	7th	2.1	1	0-0	0	1
BYU	2/6	W	Lopez/McClellan/Vaughan/Schroyer	5th	4.0	5	4-2	5	4
BYU	2/7	W	Thurmond/Leaf/Beatty/McClellana	5th	4.0	2	0-0	2	2
BYU	2/8	W	Vaughan/Lopez/Bordes/Schroyer	3rd	6.2	4	0-0	2	8
GU	2/14	W	Sopko	3rd	7.0	3	0-0	0	5
OKST	2/15	---	Bordes/Lopez/Kartler/Schroyer	6th	4.0	4	2-2	4	2
OSU	2/16	---	Kartler/Lopez/McClellan/Leaf/Arguello	5th	4.0	3	1-1	0	4
GU	2/17	W	Thurmond/Beatty/McClellan	3rd	7.0	9	2-2	3	4
DAY	2/21	---	Averill	8th	2.0	0	1-0	1	1
ND	2/22	---	Bordes/Schroyer	6th	3.1	2	0-0	2	6
ND	2/23	W/S	Sopko/Beatty/Lopez/Schroyer	6th	4.0	9	7-7	0	2
PSU	2/28	W	Averill/Arguello	3rd	6.2	3	0-0	0	7
PSU	3/1	---	Sopko/Beatty/Lopez/Kartler	6th	4.0	2	0-0	3	6
PSU	3/2	S	Vaughan/Bordes/Schroyer	6th	4.0	8	5-5	1	5
CSUN	3/6	---	Lopez/McClellan	7th	3.0	1	0-0	0	4
SUU	3/7	---	Arguello/Leaf	6th	2.0	0	0-0	1	3
UTAH	3/8	W/S	Vaughan/Schroyer	4th	5.1	1	0-0	0	8
CSUN	3/9	---	Bordes/Lopez/Kartler/McClellan	6th	4.0	3	0-0	3	3
OKLA	3/14	L	Vaughan/Bordes/McClellan/Sopko/Schroyer	6th	3.2	3	3-1	4	4
OKLA	3/15	---	Kartler/Sopko/Beatty/Arguello	6th	3.2	2	0-0	0	6
OKLA	3/16	---	Vaughan/Bordes/Arguello	6th	4.0	4	1-1	0	5
Wichita St.	3/18	W	Vaughan/Arguello/Sopko/Schroyer	4th	6.0	5	2-0	3	9
Wichita St.	3/19	---	Sopko/Bordes/Kartler	2nd	8.0	5	2-2	2	6
Stanford	3/22	W	Vaughan/Kartler/Schroyer	4th	7.0	6	4-4	2	9
Stanford	3/23	L	Sopko/McClellan/Perrault/Bordes/Schroyer	2nd	7.0	9	6-6	2	7
Stanford	3/24	L	Kartler/Sopko/Bordes/Arguello	7th	2.1	4	2-2	1	1
USC	3/28	W	Bordes/Arguello/Kartler/Perrault	5th	4.1	1	0-0	4	5
USC	3/29	L	Schroyer/Kartler	7th	2.2	4	1-1	2	0
USC	3/30	W/S	Bordes/McClellan/Kartler/Arguello/Schroyer	5th	4.1	9	4-4	3	0
N. Mexico	4/2	---	Sopko/McClellan/Bordes	4th	5.1	6	3-3	4	7
Grand Canyon	4/7	---	Too many to list (7)	6th	4.0	4	1-1	0	4
California	4/11	---	Sopko	8th	2.0	1	1-0	3	2
California	4/13	W	Vaughan	4th	6.0	3	0-0	2	3
California	4/13	---	Arguello/Bordes/Schroyer	7th	3.0	6	1-1	4	2
UCLA	4/17	L	Vaughan/Schroyer/Bordes	3rd	6.1	5	4-4	2	11
UCLA	4/18	L	Liebeck/Schroyer/Bordes/Arguello	4th	10.0	7	4-4	3	12
UCLA	4/19	---	Kartler/Sopko	8th	2.0	0	0-0	1	1
WSU	4/25	---	McClellan/Lopez	7th	3.0	3	0-0	0	1
WSU	4/26	W	Schroyer/Bordes/Arguello	8th	3.0	2	2-2	5	5
WSU	4/27	---	Averill/Sopko/Kartler/Bordes/McClellan	5th	5.0	2	0-0	2	3
Oklahoma	4/30	W	Vaughan/Arguello/McClellan/Kartler	4th	6.0	7	2-2	1	8
UC Irvine	5/6	---	Liebeck/McClellan/Kartler/Schroyer	4th	6.0	3	1-1	4	7

## Starters vs. The Bullpen

		W-L	IP	H	R	ER	BB	SO
Starting Pitchers	3.13 ERA	24-2	236.0	241	99	82	75	188
		W-L-S	IP	H	R	ER	BB	SO
Relief Pitchers	3.38 ERA	20-7-7	236.2	205	101	89	106	249





# Sun Devil Baseball 2003

## Sun Devil Pitchers -- Career Game-by-Game

### Carlos Arguello • LHP • #48

2003	Opp.	S/R	W/L	IP	H	R	ER	BB-SO
1/19	UHH - 2	R	---	1.0	3	4	4	2-0
1/26	SDSU	R	---	0.2	1	1	1	0-1
1/31	@ LBSU	R	---	1.0	2	3	1	0-0
2/16	OSU	R	---	1.0	1	0	0	0-2
2/28	PSU	R	---	1.0	0	0	0	0-1
3/7	SUU	R	---	1.0	0	0	0	0-2
3/15	Oklahoma	R	---	1.0	0	0	0	0-2
3/16	Oklahoma	R	---	2.0	2	0	0	0-2
3/18	Wichita St.	R	---	0.1	0	1	0	1-0
3/24	Stanford	R	---	1.2	0	0	0	0-1
3/28	USC	R	---	2.1	1	0	0	3-2
3/30	USC	R	W	1.0	3	1	1	0-0
4/7	GCU	R	---	0.1	0	0	0	0-1
4/13	Cal - 2	R	---	0.0	0	1	1	1-0
4/18	UCLA	R	---	1.0	1	1	1	1-1
4/26	WSU	R	W	0.2	0	0	0	0-2
4/30	Oklahoma	R	---	0.1	3	2	2	0-1
Season Totals: 17 2-0 16.1 17 14 11 8-18								

2002	Opp.	S/R	W/L	IP	H	R	ER	BB-SO
2/16	@ FSU	S	---	3.0	1	0	0	1-3
3/22	@ ARIZ	S	---	1.0	1	0	0	0-0
3/28	WASH	S	---	1.1	2	1	1	1-1
3/30	WASH	S	W	3.1	5	2	2	0-1
4/7	@ WSU	R	---	2.0	3	0	0	0-2
4/20	Cal	R	---	3.0	3	0	0	1-2
4/30	NMSU	R	---	1.0	0	0	0	0-2
5/10	@ STAN	R	L	2.0	2	2	2	1-2
5/14	PORT	S	W	4.0	3	0	0	2-3
5/19	USC	R	W	5.0	4	2	1	0-3
5/24	OSU	R	---	2.0	0	0	0	1-2
5/26	OSU	R	---	0.2	5	2	2	0-0
5/31	USD	R	W	2.0	1	0	0	0-1
6/1	USD	S	W	9.0	7	1	1	2-7
Season Totals: 14 5-1 39.1 37 10 9 9-29								

### Erik Averill • LHP • #45

2003	Opp.	S/R	W/L	IP	H	R	ER	BB-SO
1/18	@ UHH	S	W	7.1	1	2	0	1-7
1/26	SDSU	S	W	4.0	1	0	0	0-4
2/2	@ LBSU	S	W	6.2	6	2	0	1-1
2/8	BYU	S	---	2.1	6	4	4	1-1
2/17	Gonzaga	S	---	2.0	4	3	3	2-2
2/21	Dayton	R	---	2.0	0	1	0	1-1
2/28	PSU	R	W	5.2	3	0	0	0-6
3/6	CSUN	S	W	6.0	7	2	2	1-5
3/16	Oklahoma	S	W	5.0	3	1	0	2-3
3/22	Stanford	S	---	4.0	7	2	2	0-5
3/29	USC	S	---	6.0	7	5	5	0-3
4/7	GCU	R	---	1.0	0	0	0	0-1
4/11	California	S	W	7.0	10	2	2	3-0
4/17	UCLA	S	---	2.2	6	5	5	0-1
4/27	WSU	R	---	1.0	0	0	0	1-0
4/30	Oklahoma	S	---	3.0	4	2	2	2-2
Season Totals: 16 7-0 65.2 65 31 25 16-42								

### Chris Beatty • LHP • #55

2003	Opp.	S/R	W/L	IP	H	R	ER	BB-SO
1/16	UHH	R	---	1.0	0	0	0	1-2
1/17	UHH - 1	R	---	0.0	2	0	0	0-0
2/7	BYU	R	---	1.0	0	0	0	0-1
2/17	Gonzaga	R	---	2.0	1	0	0	0-1
2/23	ND	R	---	0.0	0	1	1	0-0
3/1	PSU	R	---	1.0	1	0	0	2-2
3/15	Oklahoma	R	---	0.1	0	0	0	0-0
3/19	Wichita St.	S	L	1.0	3	4	4	2-2
Season Totals: 8 0-1 6.1 7 5 5 5-8								

### Brett Bordes • LHP • #49

2003	Opp.	S/R	W/L	IP	H	R	ER	BB-SO
1/16	UHH	R	---	1.2	0	0	0	2-2
1/19	UHH - 2	R	---	1.0	1	1	1	1-1
1/26	SDSU	R	---	0.1	1	0	0	1-0
1/31	@ LBSU	R	---	0.1	2	1	1	0-0
2/8	BYU	R	---	1.1	0	0	0	0-3
2/15	Okla. State	R	---	2.0	2	1	1	3-2
2/22	ND	R	---	2.1	1	0	0	2-3
3/2	PSU	R	---	0.2	2	0	0	0-2
3/9	CSUN	R	---	2.0	0	0	0	1-1
3/14	Oklahoma	R	---	1.0	1	0	0	1-1
3/16	Oklahoma	R	---	1.0	1	1	1	0-2
3/19	Wichita St.	R	---	1.0	1	2	2	1-0
3/23	Stanford	R	---	1.0	0	0	0	0-0
3/24	Stanford	R	---	0.1	1	0	0	1-0
3/28	USC	R	W	0.1	0	0	0	0-0
3/30	USC	R	---	0.1	2	1	1	1-0
4/2	N. Mexico	R	---	0.2	1	1	1	2-2
4/13	Cal - 2	R	---	1.0	0	0	0	2-0
4/17	UCLA	R	---	0.2	0	0	0	0-1
4/18	UCLA	R	L	1.0	0	1	1	0-1
4/26	WSU	R	---	0.1	0	0	0	2-0
4/27	WSU	R	---	1.0	1	0	0	1-2
Season Totals: 22 1-1 21.1 18 9 9 21-22								

### Ryan Bosch • RHP • #31

2003	Opp.	S/R	W/L	IP	H	R	ER	BB-SO
1/18	UHH	R	---	0.2	2	1	0	1-1
4/7	GCU	R	---	0.1	2	0	0	0-0
Season Totals: 2 0-0 1.0 4 1 0 1-1								

### Bryce Kartler • LHP • #27

2003	Opp.	S/R	W/L	IP	H	R	ER	BB-SO
1/19	UHH - 2	S	---	2.0	0	0	0	0-4
1/24	SDSU	R	---	0.0	1	2	2	1-0
1/26	SDSU	R	---	0.2	4	7	7	3-1
1/31	@ LBSU	R	---	1.0	0	0	0	1-2
2/15	Okla. State	R	---	0.1	0	0	0	0-0
2/16	OSU	R	---	0.2	0	0	0	1-1
3/1	PSU	R	---	1.0	0	0	0	1-2
3/9	CSUN	R	---	0.1	0	0	0	1-1
3/15	Oklahoma	R	---	1.1	1	1	1	0-3
3/19	Wichita St.	R	---	2.0	1	0	0	0-4
3/22	Stanford	R	---	0.1	0	0	0	0-0
3/24	Stanford	R	---	0.1	1	0	0	0-0
3/28	USC	R	---	0.2	0	0	0	0-1
3/29	USC	R	---	0.1	1	0	0	0-0
3/30	USC	R	---	0.0	0	0	0	1-0
4/7	GCU	R	---	0.1	1	1	1	0-0
4/19	UCLA	R	---	1.0	0	0	0	1-1
4/27	WSU	R	---	1.0	0	0	0	0-1
4/30	Oklahoma	R	---	2.0	1	0	0	0-2
5/6	UCI	R	---	0.2	2	0	0	0-0
Season Totals: 20 0-0 16.0 13 11 11 10-23								

2002	Opp.	S/R	W/L	IP	H	R	ER	BB-SO
2/2	ORU	S	---	5.0	4	4	3	2-6
2/10	TENN	S	W	6.2	2	1	0	6-9
2/17	@ FSU	S	---	6.1	3	3	3	3-6
2/24	CSF	S	---	5.1	5	5	3	2-3
3/3	LMU	S	W	6.1	4	3	2	4-5
3/10	OKST	S	---	5.0	4	2	2	3-6
3/17	OKLA	S	L	5.2	10	3	3	3-6
3/24	@ ARIZ	S	L	4.0	7	8	7	5-5
3/28	WASH	R	L	0.0	1	2	2	0-0
4/6	@ WSU	S	---	3.1	3	5	4	3-2
4/13	@ UCLA	S	L	4.1	3	5	4	2-1
4/19	Cal	R	---	1.0	1	1	1	0-3
4/21	Cal	R	---	3.0	3	1	1	1-1
4/26	@ ND	R	---	0.0	0	1	1	0-0
5/12	@ STAN	R	---	0.1	0	0	0	0-1
5/15	PORT	R	---	1.2	1	0	0	0-2
5/18	USC	R	---	1.0	2	2	2	0-0
5/24	OSU	R	W	2.0	1	1	1	0-0
5/25	OSU	R	W	1.2	1	0	0	1-0
Season Totals: 18 4-4 63.2 55 46 38 37-56								

2001	Opp.	S/R	W/L	IP	H	R	ER	BB-SO
2/1	S. Utah	R	---	0.1	0	0	0	0-1
2/3	S. Utah	R	---	0.1	0	0	0	0-0
2/10	Duke	R	---	0.1	2	1	1	1-0
2/17	Creighton	R	---	0.2	0	0	0	0-0
2/23	@ CSF	R	S	1.0	0	0	0	0-2
3/2	LSU	R	---	1.2	3	2	0	1-3
3/4	LSU	R	---	3.0	4	2	2	0-2
3/10	S. Florida	R	---	3.1	2	0	0	2-4
3/16	@ Cal	R	S	3.0	0	0	0	1-3
3/26	@ OSU	R	---	3.0	5	4	3	2-3
4/1	Stanford	R	---	1.0	4	3	3	0-1
4/7	@ USC	R	---	0.1	0	1	1	1-0
4/9	@ CSF	R	---	2.1	4	4	4	2-1
4/14	WSU	R	---	1.0	2	1	1	1-0
4/19	@ ORU	R	---	2.2	2	2	2	0-1
4/23	Gonzaga	R	S	0.1	1	0	0	0-1
4/29	@ Tenn	S	---	3.0	3	2	2	1-1
5/16	@ Nevada	S	---	3.1	4	2	2	2-3
5/19	UCLA	R	---	0.2	0	0	0	2-1
5/20	UCLA	R	S	2.0	4	3	3	2-4
5/26	Texas Tech	R	---	4.1	6	4	1	1-8
Season Totals: 22 0-0-4 39.0 47 31 25 21-41								

2000	Opp.	S/R	W/L	IP	H	R	ER	BB-SO
3/4	Arizona	R	---	2.0	1	0	0	0-4
3/16	Maine	R	---	1.0	0	0	0	1-2
3/17	Maine	R	---	1.1	3	1	1	1-0
3/26	@ Cal	R	---	1.0	2	0	0	1-0
4/8	Oregon St.	R	---	0.2	1	1	0	0-1
4/21	UCLA	R	---	3.2	2	1	1	2-2
4/25	@ Okla.	R	---	1.1	2	2	2	5-0
4/29	@ USC	R	L	1.1	4	4	4	2-1
5/12	UW	R	S	4.0	7	5	4	2-9
Season Totals: 9 0-1-1 16.1 22 14 12 14-19								

### Matt Leaf • RHP • #22

2003	Opp.	S/R	W/L	IP	H	R	ER	BB-SO
1/17	UHH - 1	S	---	2.0	3	2	2	2-0
1/26	SDSU	R	---	1.0	0	0	0	0-2
2/7	BYU	R	---	1.0	1	0	0	0-0
2/16	OSU	R	---	1.0	1	0	0	0-1
3/7	SUU	R	---	1.0	0	0	0	1-1
4/7	GCU	R	---	0.2	0	0	0	0-0
Season Totals:		6	0-0	6.2	5	2	2	3-4

# Sun Devil Baseball 2003

## Sun Devil Pitchers -- Career Game-by-Game

2002	Opp.	S/R	W/L	IP	H	R	ER	BB-SO
2/2	ORU	R	W	4.0	2	0	0	2-6
2/8	TENN	R	W	3.1	2	0	0	1-7
2/10	TENN	R	S	1.0	1	0	0	1-2
2/16	@ FSU	R	---	2.0	2	1	1	0-3
2/17	@ FSU	R	L	1.0	4	3	3	1-0
2/24	CSF	R	L	2.2	3	2	2	1-2
3/2	LMU	S	W	9.0	3	2	1	8-6
3/8	UNLV	S	W	7.0	4	0	0	0-10
3/12	NMSU	R	---	2.1	2	2	2	0-6
3/16	OKLA	S	W	8.0	7	4	4	3-8
3/22	@ ARIZ	S	---	3.2	4	4	4	5-1
3/28	WASH	S	---	6.0	7	4	4	2-3
4/1	@ UNLV	S	---	3.0	4	4	4	3-1
4/7	@ WSU	S	W	7.0	9	4	4	3-8
4/14	@ UCLA	S	W	8.0	4	2	2	6-4
4/21	Cal	S	L	4.0	5	5	2	2-3
4/26	@ ND	S	L	4.1	6	6	5	3-5
5/12	@ STAN	S	L	7.1	6	3	3	4-4
5/18	USC	S	---	6.0	3	2	1	4-5
5/25	OSU	S	---	4.0	8	6	6	1-5
6/2	UH	S	L	3.1	8	5	3	1-2
<b>Season Totals: 31 7-6-1 97.0 94 59 51 51-91</b>								

### Josh Perrault • RHP • #38

2003	Opp.	S/R	W/L	IP	H	R	ER	BB-SO
3/23	Stanford	R	---	1.0	0	0	0	0-1
3/28	USC	R	---	1.0	0	0	0	1-2
<b>Season Totals: 2 0-0 2.0 0 0 0 1-3</b>								

2002	Opp.	S/R	W/L	IP	H	R	ER	BB-SO
2/1	S. Utah	R	---	0.1	0	0	0	0-0
2/17	@ FSU	R	---	0.2	0	0	0	0-0
3/24	@ ARIZ	R	---	1.0	2	1	1	0-0
4/1	@ UNLV	R	---	1.1	3	1	0	0-1
4/6	@ WSU	R	---	0.1	3	1	1	1-0
4/19	Cal	R	---	2.0	2	0	0	0-3
4/21	Cal	R	---	1.2	3	1	1	0-1
5/15	PORT	S	---	2.0	5	3	3	1-3
5/18	USC	R	---	1.0	2	2	2	1-0
<b>Season Totals: 9 0-0 10.1 17 9 8 3-9</b>								

### Ryan Schroyer • RHP • #12

2003	Opp.	S/R	W/L	IP	H	R	ER	BB-SO
1/17	@ UHH - 1	R	S	2.1	1	0	0	1-4
1/19	@ UHH - 2	R	---	1.0	0	0	0	0-2
1/24	SDSU	R	S	1.0	1	0	0	0-2
1/25	SDSU	R	W	0.2	1	0	0	0-1
2/2	@ LBSU	R	S	1.0	1	0	0	0-1
2/6	BYU	R	W	0.1	0	0	0	0-0
2/8	BYU	R	W	2.0	1	0	0	1-3
2/15	Okla. State	R	---	1.0	1	0	0	0-0
2/22	ND	R	---	1.0	1	0	0	0-3
2/23	ND	R	S	3.0	3	0	0	0-2
3/2	PSU	R	S	1.1	1	0	0	0-3
3/8	Utah	R	S	1.0	0	0	0	0-3
3/14	Oklahoma	R	---	0.2	0	0	0	0-0
3/18	Wichita St.	R	---	1.0	1	1	0	2-0
3/22	Stanford	R	W	3.0	1	0	0	0-2
3/23	Stanford	R	L	1.0	2	1	1	0-0
3/29	USC	R	L	2.1	3	1	1	2-0
3/30	USC	R	S	1.2	3	1	1	0-0
4/7	GCU	R	---	0.1	0	0	0	0-1
4/13	Cal - 2	R	---	2.0	5	0	0	1-2
4/17	UCLA	R	---	0.1	0	0	0	1-0
4/18	UCLA	R	---	4.2	3	1	1	2-5
4/26	WSU	R	---	2.0	2	2	2	3-3
5/6	UCI	R	---	2.0	0	0	0	2-4
<b>Season Totals: 24 4-2-7 36.2 31 7 6 15-41</b>								

2002	Opp.	S/R	W/L	IP	H	R	ER	BB-SO
2/1	S. Utah	S	W	6.2	3	0	0	3-11
2/8	Tennessee	S	---	5.2	7	4	3	3-8
2/15	@ FSU	S	L	3.1	8	5	5	5-3
2/22	CSF	S	---	4.0	3	1	1	4-3
3/3	LMU	R	---	1.0	2	1	1	1-3
3/9	SJU	R	---	1.0	0	0	0	0-2
3/10	OKST	R	---	1.0	0	0	0	0-3
3/12	NMSU	R	---	0.2	0	0	0	2-2
3/16	OKLA	R	S	1.0	0	0	0	1-2
3/17	OKLA	R	---	1.1	0	0	0	0-1
3/22	@ ARIZ	R	S	1.0	0	0	0	0-3
3/23	@ ARIZ	R	S	2.0	1	0	0	1-1
3/30	WASH	R	---	2.0	1	0	0	1-4
4/1	@ UNLV	R	---	0.2	0	1	0	1-0
4/6	@ WSU	R	W	3.0	3	0	0	0-3
4/12	@ UCLA	R	W	4.0	1	0	0	3-5
4/20	Cal	R	W	3.0	2	1	1	2-3
4/24	@ OKLA	R	S	1.0	0	0	0	0-1
5/11	@ STAN	R	S	4.0	7	2	2	4-3
5/15	PORT	R	---	1.0	1	0	0	1-2
5/17	USC	R	S	2.0	1	1	1	0-2
5/24	OSU	R	---	1.0	0	0	0	0-1
5/26	OSU	R	S	3.1	3	0	0	0-3
5/31	USD	R	S	2.0	1	0	0	1-4
6/2	UH	R	---	5.0	6	2	2	2-2
<b>Season Totals: 25 4-1-8 60.2 50 18 16 35-75</b>								

2001	Opp.	S/R	W/L	IP	H	R	ER	BB-SO
2/3	S. Utah	S	W	4.2	5	0	0	0-9
2/10	Duke	S	W	5.0	1	0	0	4-5
2/17	St. Mary's	S	L	3.1	4	4	4	1-4
3/3	LSU	R	---	0.2	1	2	2	1-0
3/10	S. Florida	R	---	1.0	0	0	0	0-2
3/11	S. Florida	R	---	1.0	0	0	0	1-0
3/18	@ Cal	R	---	0.2	2	3	3	2-1
3/26	@ OSU	R	---	0.1	2	2	2	0-1
4/1	Stanford	S	---	3.1	2	1	1	3-3
4/6	@ USC	S	L	2.1	6	6	6	2-1
4/14	WSU	S	---	2.0	1	2	2	2-3
4/19	@ ORU	S	---	3.0	2	0	0	5-0
5/26	@ Fullerton	R	---	1.0	2	3	3	1-0
<b>Season Totals: 13 2-2 28.1 28 23 23 22-29</b>								

### Mark Sopko • RHP • #41

2003	Opp.	S/R	W/L	IP	H	R	ER	BB-SO
1/16	UHH	S	---	2.1	2	0	0	2-4
1/19	UHH	S	W	3.0	1	0	0	0-2
1/24	SDSU	S	---	4.2	6	2	2	1-4
1/31	LBSU	S	---	3.0	5	0	0	0-2
2/6	BYU	S	---	4.0	4	1	1	1-2
2/14	Gonzaga	R	W	7.0	3	0	0	0-5
2/23	ND	R	---	0.0	4	4	4	0-0
3/1	PSU	R	---	1.0	0	0	0	0-2
3/7	SUU	S	W	5.0	5	0	0	1-4
3/14	Oklahoma	R	L	0.2	1	1	1	0-0
3/15	Oklahoma	R	---	1.0	1	0	0	0-1
3/18	Wichita St.	R	---	0.2	1	0	0	0-2
3/19	Wichita St.	R	---	5.0	3	0	0	1-2
3/23	Stanford	R	---	2.0	3	2	2	1-3
3/24	Stanford	R	L	0.0	2	2	2	0-0
4/2	N. Mexico	R	---	0.1	2	1	1	0-0
4/11	California	R	---	2.0	1	1	0	3-2
4/19	UCLA	R	---	1.0	0	0	0	0-0
4/27	WSU	R	---	1.0	0	0	0	0-0
<b>Season Totals: 19 3-2 43.2 44 14 13 10-35</b>								

2002	Opp.	S/R	W/L	IP	H	R	ER	BB-SO
1/31	OSU	R	---	1.0	0	0	0	0-1
2/3	S. Utah	R	---	0.2	0	0	0	0-0
2/10	TENN	R	---	1.1	3	3	2	1-1
2/15	@ FSU	R	---	1.2	1	1	1	1-1
2/22	CSF	R	---	1.2	1	0	0	0-1
3/3	LMU	R	---	0.2	0	0	0	0-0
3/5	NMSU	R	S	2.0	2	1	1	1-1
3/9	SJU	R	---	1.0	1	0	0	0-1
3/12	NMSU	R	L	0.0	1	1	1	1-0
3/17	OKLA	R	---	2.0	3	4	4	3-3
3/22	@ ARIZ	R	W	2.0	1	0	0	1-1
3/28	WASH	R	---	0.0	2	3	3	1-0
3/30	WASH	R	---	2.2	2	2	2	1-1
4/5	@ WSU	R	---	2.0	3	1	1	0-0
4/14	@ UCLA	R	---	1.0	1	0	0	0-0
4/20	Cal	R	---	1.0	0	0	0	1-2
4/21	Cal	R	---	0.1	0	0	0	0-1
4/24	@ OKLA	R	W	2.2	1	0	0	2-0
4/26	@ ND	R	---	3.2	3	2	1	2-2
5/10	@ STAN	R	---	1.0	1	0	0	0-1
5/12	@ STAN	R	---	0.1	0	0	0	0-1
5/18	USC	R	L	1.0	1	3	3	1-2
5/25	OSU	R	---	0.2	0	0	0	0-2
5/31	USD	R	---	2.0	1	0	0	0-0
6/2	UH	R	---	0.2	2	1	1	0-1
<b>Season Totals: 25 2-2-1 33.0 30 22 20 16-23</b>								

### Ben Thurmond • RHP • #40

2003	Opp.	S/R	W/L	IP	H	R	ER	BB-SO
1/19	UHH	R	---	2.0	1	0	0	1-2
1/26	SDSU	R	---	1.0	0	0	0	0-2
2/7	BYU	R	W	2.0	0	0	0	0-1
2/14	Gonzaga	S	---	2.0	5	4	2	0-1
2/17	Gonzaga	R	W	3.0	4	0	0	0-2
2/23	ND	S	---	5.0	4	1	1	0-4
3/2	PSU	S	W	5.0	3	2	1	1-3
3/8	Utah	S	---	3.2	6	4	4	2-8
3/14	Oklahoma	S	---	5.1	6	3	3	0-6
3/24	Stanford	S	---	6.2	9	2	2	0-5
3/30	USC	S	---	4.2	3	1	1	3-0
4/13	Cal - 1	S	---	3.0	2	0	0	5-3
4/19	UCLA	S	W	7.0	5	1	1	2-7
4/27	WSU	S	W	4.0	1	0	0	2-4
5/6	UCI	S	W	3.0	3	0	0	1-1
<b>Season Totals: 15 6-0 57.1 52 18 15 17-49</b>								

### Beau Vaughan • RHP • #26

2003	Opp.	S/R	W/L	IP	H	R	ER	BB-SO
------	------	-----	-----	----	---	---	----	-------



# Sun Devil Baseball 2003

## Sun Devil Miscellaneous Hitting Statistics

### Stats By Position

Pos.	HR	RBI
C	3	48
1B	17	90
2B	6	49
3B	3	46
SS	3	47
LF	5	44
CF	8	50
RF	4	46
DH	14	62
PH	3	24
<b>Tot.</b>	<b>66</b>	<b>509</b>

### Stats By Order

Pos.	HR	RBI
1	3	43
2	5	61
3	10	73
4	10	56
5	18	79
6	3	47
7	6	55
8	5	52
9	6	43
<b>Tot.</b>	<b>66</b>	<b>509</b>

### Record By Margin

No.	Total	H	A
1R	3-5	3-4	0-1
2R	6-1	4-1	2-0
3R	1-1	0-1	1-0
4R	3-1	1-1	2-0
5R	3-0	0-0	3-0
6R	2-1	1-0	1-1
7R	3-0	2-0	1-0
8R	4-0	3-0	1-0
9R	3-0	1-0	2-0
10+R	16-0	12-0	4-0
<b>Tot.</b>	<b>44-9</b>	<b>27-7</b>	<b>17-2</b>

\*A\* includes neutral

### Big Innings

Runs	No.
2	49
3	29
4	23
5	11
6	8
7	5
8	2
9	2
10+	2
<b>Tot.</b>	<b>129</b>

## How the Sun Devils Have Scored:

**0-Out Runs**  
129

**1-Out Runs**  
201

**2-Out Runs**  
217

**Total Runs**  
549

**Two-Out RBI**  
181

## Home Runs By ASU (66)

Player	Date	Opp.	Pitcher	Runners
Bocchi	1/16	UHH	Shimabuku	3-Run HR
West	1/17	UHH (1)	Zimmerman	Solo HR
Wyrick	1/17	UHH (2)	Vernon	2-Run HR
Larish	1/18	UHH	Lockett	2-Run HR
Ethier	1/18	UHH	Lockett	2-Run HR
West	1/18	UHH	Usui	Solo HR
Bosch	1/18	UHH	Daugherty	Grand Slam
Larish	1/19	UHH (1)	Inaba	3-Run HR
Allen	1/19	UHH (2)	Ebbs	3-Run HR
Pedroia	1/24	SDSU	Pace	2-Run HR
West	1/25	SDSU	Carque	Solo HR
Larish	1/25	SDSU	Hartshorn	Solo HR
Larish	1/26	SDSU	Lindsey	2-Run HR
Garrabrants	1/26	SDSU	Lindsey	Grand Slam
Larish	1/26	SDSU	Coon	Grand Slam
Buck	2/6	BYU	Mousser	Solo HR
Garrabrants	2/6	BYU	Mousser	2-Run HR
West	2/7	BYU	Bergeron	Solo HR
Larish	2/7	BYU	Garcia	Solo HR
Mesa	2/7	BYU	Garcia	2-Run HR
Bocchi	2/8	BYU	Gravley	3-Run HR
Larish	2/8	BYU	Gravley	Solo HR
Garrabrants	2/16	OSU	Koller	3-Run HR
Pedroia	2/16	OSU	Koller	Solo HR
Allen	2/16	OSU	Koller	3-Run HR
Garrabrants	2/17	GU	White	Grand Slam
Allen	2/17	GU	White	2-Run HR
Larish	2/22	ND	Ogilvie	Grand Slam
West	2/22	ND	Vergara	2-Run HR
West	2/22	ND	Vergara	Grand Slam
West	2/23	ND	Gagne	2-Run HR
Larish	2/28	PSU	Stidolf	Grand Slam
Guerrero	2/28	PSU	Wingard	3-Run HR
Bosch	3/1	PSU	Cline	2-Run HR
Larish	3/2	PSU	Farrell	3-Run HR
Buck	3/7	SUU	Bunker	Grand Slam
West	3/9	CSUN	Jean	2-Run HR
Larish	3/9	CSUN	Hochgesang	3-Run HR
West	3/14	OKLA	Roberts	2-Run HR
Allen	3/14	OKLA	Roberts	2-Run HR
Garrabrants	3/23	STAN	McCally	2-Run HR
Ethier	3/23	STAN	O'Hagan	3-Run HR
Larish	3/30	USC	Olsen	Solo HR
Guerrero	3/30	USC	Olsen	Solo HR
Larish	4/2	UNM	Smith	2-Run HR
Pedroia	4/2	UNM	Smith	Solo HR
Garrabrants	4/7	GCU	Michael	3-Run HR
Bosch	4/11	Cal	Brown	2-Run HR
Allen	4/11	Cal	Swick	Grand Slam
Gosewisch	4/17	UCLA	Kunes	2-Run HR
Ethier	4/18	UCLA	Silva	Solo HR
Ethier	4/19	UCLA	Janssen	3-Run HR
Buck	4/19	UCLA	Janssen	2-Run HR
Larish	4/19	UCLA	Milttenberger	Grand Slam
West	4/25	WSU	MacKenzie	Solo HR
Larish	4/25	WSU	Svendsen	3-Run HR
Bosch	4/25	WSU	Svendsen	Solo HR
West	4/26	WSU	Alwert	2-Run HR
West	4/27	WSU	Banaszak	2-Run HR
Ethier	4/27	WSU	Kenyon	3-Run HR
West	4/27	WSU	Kenyon	Grand Slam
West	4/27	WSU	Freeman	3-Run HR
Allen	4/30	OKLA	Swindell	Grand Slam
Garrabrants	5/6	UCI	Krise	Solo HR
West	5/6	UCI	Tripoli	2-Run HR
West	5/6	UCI	Kochler	2-Run HR

## Home Runs By Opponents (30)

Player	Date	Team	Pitcher	Runners
Stephens	1/26	SDSU	Arguello	Solo HR
Itri	2/6	BYU	Sopko	Solo HR
Itri	2/7	BYU	Liebeck	Solo HR
Jacobsen	2/7	BYU	Liebeck	2-Run HR
Andres	2/22	ND	Vaughan	Solo HR
Rizzo	2/23	ND	Thurmond	Solo HR
Macri	2/23	ND	Lopez	2-Run HR
Harter	3/1	PSU	McClellan	Solo HR
Harter	3/2	PSU	Vaughan	2-Run HR
Simpson	3/6	CSUN	Averill	Solo HR
Jordanson	3/8	Utah	Thurmond	2-Run HR
Wyman	3/14	OKLA	Thurmond	Solo HR
Yaconetti	3/14	OKLA	Thurmond	2-Run HR
Yaconetti	3/15	OKLA	Kartler	Solo HR
Wyman	3/16	OKLA	Bordes	Solo HR
Moffitt	3/19	WST	Bordes	2-Run HR
Moon	3/29	USC	Averill	Solo HR
S. Gordon	3/29	USC	Averill	2-Run HR
Lunetta	3/30	USC	McClellan	Solo HR
Bonovich	3/30	USC	Arguello	Solo HR
Salas	4/2	UNM	Vaughan	2-Run HR
Kaats	4/7	GCU	McClellan	Solo HR
Conley	4/11	Cal	Averill	Solo HR
Whisler	4/17	UCLA	Averill	2-Run HR
McCarthy	4/17	UCLA	Vaughan	2-Run HR
Griffin	4/18	UCLA	McClellan	2-Run HR
Susdorf	4/18	UCLA	Schroyer	Solo HR
Griffin	4/19	UCLA	Thurmond	Solo HR
Jacobsen	4/26	WSU	Liebeck	Solo HR

## Series Pitching Breakdown:

	W-L	ERA	IP	H	R	ER	BB	S.O.
Hawai'i-Hilo	6-0	2.40	45.0	30	15	12	21	55
SDSU	3-0	5.67	27.0	31	17	17	9	29
LBSU	2-1	3.12	26.0	24	13	9	6	10
BYU	3-0	3.33	27.0	28	15	10	14	23
Tourney-1	3-0	3.00	27.0	26	11	9	10	21
DAY/ND	3-0	3.00	27.0	24	12	9	9	25
PSU	3-0	2.33	27.0	25	8	7	8	27
Tourney-2	4-0	2.12	34.0	28	8	8	9	39
Oklahoma	2-1	2.67	27.0	27	11	8	7	28
Wichita St.	1-1	3.00	18.0	16	8	6	10	21
STAN	1-2	5.70	30.0	39	19	19	5	27
USC	2-1	5.06	26.2	31	15	15	13	11
CAL	3-0	1.00	27.0	26	4	3	18	14
UCLA	1-2	4.94	31.0	29	18	17	10	36
WSU	3-0	0.96	28.0	14	3	3	14	26
OSU								
WASH								
ARIZ								

## Series Batting Breakdown:

	AVG	AB	R	H	RBI	2B-3B-HR	BB-SO
Hawai'i-Hilo	.439	221	85	97	82	23-4-9	33-19
SDSU	.298	104	35	31	33	7-0-6	24-11
LBSU	.245	102	12	25	11	3-0-0	10-26
BYU	.343	108	29	37	28	5-0-7	22-18
Tourney-1	.319	94	24	30	24	4-2-3	22-19
DAY/ND	.336	110	40	37	37	5-0-4	30-10
PSU	.380	100	36	38	30	10-2-4	26-7
Tourney-2	.420	143	47	60	44	19-2-3	15-19
Oklahoma	.340	106	25	36	23	13-0-2	15-16
Wichita St.	.318	66	12	21	10	4-1-0	10-10
STAN	.265	113	17	30	17	6-2-2	10-23
USC	.363	113	23	41	20	5-0-2	26-21
CAL	.311	106	27	33	25	6-0-2	14-20
UCLA	.364	132	32	48	27	8-1-5	17-19
WSU	.437	126	51	55	49	6-4-8	49-11
OSU							
WASH							
ARIZ							

## Pinch-Hitting Statistics:

Player	AB	AVG	H	2B	3B	HR	RBI
Larish	1	1.000	1	0	0	0	0
Buck	1	1.000	1	0	0	0	1
Allen	9	.667	6	2	0	2	9
Garrabrants	4	.500	2	1	0	1	4
Mesa	2	.500	1	0	0	0	2
Wyrick	11	.455	5	0	1	0	0
Walsh	20	.350	7	1	0	0	4
Guerrero	21	.333	7	0	1	0	5
Bosch	5	.200	1	0	0	0	0
Bocchi	7	.143	1	0	0	0	0
Kartler	7	.000	0	0	0	0	0
Schoenberger	3	.000	0	0	0	0	0
West	3	.000	0	0	0	0	0
Cadena	2	.000	0	0	0	0	1
<b>Team Totals:</b>	<b>98</b>	<b>.327</b>	<b>32</b>	<b>4</b>	<b>2</b>	<b>3</b>	<b>25</b>



# Sun Devil Baseball 2003

## Starting Lineups By Batting Order

Date	Opponent	No. (Time)	Record	1	2	3	4	5	6	7	8	9
1/16	Hawaii-Hilo	1 (1)	1-0	Pedroia	Buck	Larish	Allen	Ethier	West	Mesa	Bocchi	Garrabrants
1/17	Hawaii-Hilo	1 (2)	2-0	Pedroia	Buck	Larish	Allen	Ethier	West	Mesa	Bocchi	Garrabrants
1/17	Hawaii-Hilo	2 (1)	1-0	Pedroia	Buck	Ethier	West	Larish	Allen	Bocchi	Wyrick	Walsh
1/18	Hawaii-Hilo	3 (1)	1-0	Pedroia	Buck	Ethier	West	Larish	Mesa	Allen	Gosewisch	Garrabrants
1/19	Hawaii-Hilo	4 (1)	1-0	Pedroia	Buck	Ethier	West	Larish	Wyrick	Bosch	Gosewisch	Walsh
1/19	Hawaii-Hilo	5 (1)	1-0	Pedroia	Buck	Ethier	West	Larish	Guerrero	Allen	Bocchi	Walsh
1/24	SDSU	6 (1)	1-0	Pedroia	Buck	Ethier	West	Larish	Allen	Mesa	Bocchi	Garrabrants
1/25	SDSU	7 (1)	1-0	Pedroia	Buck	Ethier	West	Larish	Allen	Wyrick	Gosewisch	Garrabrants
1/26	SDSU	8 (1)	1-0	Pedroia	Buck	Ethier	West	Larish	Mesa	Allen	Bocchi	Garrabrants
1/31	LBSU	9 (1)	0-1	Walsh	Pedroia	Ethier	Larish	Allen	Buck	Wyrick	Bocchi	Garrabrants
2/1	LBSU	10 (1)	1-0	Pedroia	Buck	Ethier	Larish	Bosch	Mesa	Allen	Bocchi	Garrabrants
2/2	LBSU	11 (1)	1-0	Pedroia	Buck	Larish	Ethier	West	Bosch	Wyrick	Gosewisch	Garrabrants
2/6	BYU	12 (1)	1-0	Pedroia	Buck	Larish	Ethier	Allen	Wyrick	Bosch	Gosewisch	Garrabrants
2/7	BYU	13 (1)	1-0	Pedroia	Buck	Larish	Ethier	West	Mesa	Bosch	Bocchi	Garrabrants
2/8	BYU	14 (1)	1-0	Pedroia	Buck	Larish	Ethier	West	Guerrero	Bosch	Bocchi	Garrabrants
2/14	Gonzaga	15 (1)	1-0	Pedroia	Buck	Larish	Ethier	West	Wyrick	Bosch	Gosewisch	Garrabrants
2/15	OK State	16 (1)	1-0	Pedroia	Buck	Larish	Ethier	West	Mesa	Allen	Bocchi	Garrabrants
2/16	OSU	17 (1)	1-0	Pedroia	Wyrick	Larish	Ethier	Garrabrants	Allen	Guerrero	Bocchi	Bosch
2/17	Gonzaga	18 (1)	1-0	Pedroia	Buck	Larish	Ethier	Garrabrants	Mesa	Allen	Gosewisch	Bosch
2/21	Dayton	19 (1)	1-0	Pedroia	Buck	Larish	Ethier	Garrabrants	Mesa	Allen	Bocchi	Bosch
2/22	Notre Dame	20 (1)	1-0	Pedroia	Buck	Larish	Ethier	Garrabrants	Mesa	West	Bocchi	Bosch
2/23	Notre Dame	21 (1)	1-0	Pedroia	Buck	Larish	West	Ethier	Mesa	Garrabrants	Gosewisch	Bosch
2/28	Penn State	22 (1)	1-0	Pedroia	Buck	Larish	West	Ethier	Garrabrants	Mesa	Bocchi	Bosch
3/1	Penn State	23 (1)	1-0	Pedroia	Buck	Larish	West	Ethier	Garrabrants	Mesa	Gosewisch	Bosch
3/2	Penn State	22 (2)	2-0	Pedroia	Buck	Larish	West	Ethier	Garrabrants	Mesa	Bocchi	Bosch
3/6	Northridge	24 (1)	1-0	Pedroia	Buck	Larish	West	Ethier	Mesa	Garrabrants	Bocchi	Bosch
3/7	S. Utah	25 (1)	1-0	Pedroia	Buck	Larish	West	Ethier	Mesa	Garrabrants	Bocchi	Allen
3/8	Utah	21 (2)	2-0	Pedroia	Buck	Larish	West	Ethier	Mesa	Garrabrants	Gosewisch	Bosch
3/9	Northridge	26 (1)	1-0	Pedroia	Ethier	Larish	West	Garrabrants	Wyrick	Buck	Gosewisch	Bosch
3/14	Oklahoma	25 (2)	1-1	Pedroia	Buck	Larish	West	Ethier	Mesa	Garrabrants	Bocchi	Allen
3/15	Oklahoma	27 (1)	1-0	Pedroia	Wyrick	Guerrero	West	Garrabrants	Allen	Buck	Bosch	Gosewisch
3/16	Oklahoma	28 (1)	1-0	Pedroia	Wyrick	Guerrero	West	Allen	Garrabrants	Ethier	Gosewisch	Bosch
3/18	Wichita St.	29 (1)	1-0	Pedroia	Wyrick	Guerrero	West	Ethier	Garrabrants	Buck	Gosewisch	Allen
3/19	Wichita St.	30 (1)	1-0	Pedroia	Buck	Guerrero	West	Wyrick	Ethier	Garrabrants	Bocchi	Allen
3/22	Stanford	31 (1)	1-0	Pedroia	Buck	Larish	West	Ethier	Wyrick	Garrabrants	Allen	Gosewisch
3/23	Stanford	32 (1)	0-1	Pedroia	Buck	Larish	West	Mesa	Wyrick	Ethier	Allen	Bocchi
3/24	Stanford	33 (1)	0-1	Pedroia	Wyrick	Larish	Garrabrants	Ethier	Guerrero	Buck	Allen	Gosewisch
3/28	USC	34 (1)	1-0	Pedroia	Wyrick	Larish	Ethier	Allen	Mesa	Buck	Bosch	Gosewisch
3/29	USC	35 (1)	0-1	Pedroia	Wyrick	Larish	Ethier	West	Buck	Garrabrants	Gosewisch	Bosch
3/30	USC	36 (1)	1-0	Pedroia	Buck	Wyrick	Larish	Guerrero	Ethier	Garrabrants	Allen	Gosewisch
4/2	UNM	37 (1)	0-1	Pedroia	Buck	Larish	Ethier	Mesa	Wyrick	Kartler	West	Walsh
4/7	GCU	38 (1)	1-0	Pedroia	Buck	Larish	West	Ethier	Wyrick	Allen	Gosewisch	Garrabrants
4/11	California	39 (1)	1-0	Pedroia	Buck	Larish	West	Ethier	Wyrick	Garrabrants	Gosewisch	Bosch
4/13	California	40 (1)	1-0	Walsh	Buck	Pedroia	Larish	Wyrick	Ethier	Garrabrants	Gosewisch	Bosch
4/13	California	41 (1)	1-0	Walsh	Buck	Pedroia	Larish	Ethier	Garrabrants	Wyrick	Bocchi	Bosch
4/17	UCLA	42 (1)	0-1	Walsh	Buck	Pedroia	Larish	Ethier	Wyrick	Garrabrants	Gosewisch	Bosch
4/18	UCLA	43 (1)	0-1	Walsh	Buck	Pedroia	Larish	Ethier	Guerrero	Wyrick	Garrabrants	Gosewisch
4/19	UCLA	44 (1)	1-0	Pedroia	Walsh	Larish	Ethier	West	Mesa	Buck	Guerrero	Gosewisch
4/25	WSU	45 (1)	1-0	Pedroia	Walsh	Ethier	Larish	West	Buck	Mesa	Garrabrants	Gosewisch
4/26	WSU	45 (2)	2-0	Pedroia	Walsh	Ethier	Larish	West	Buck	Mesa	Garrabrants	Gosewisch
4/27	WSU	46 (1)	1-0	Pedroia	Walsh	Ethier	Larish	West	Buck	Allen	Garrabrants	Gosewisch
4/30	Oklahoma	45 (3)	3-0	Pedroia	Walsh	Ethier	Larish	West	Buck	Mesa	Garrabrants	Gosewisch
5/6	UC Irvine	45 (4)	4-0	Pedroia	Walsh	Ethier	Larish	West	Buck	Mesa	Garrabrants	Gosewisch

**Total Number of Different Batting Lineups: 46**

**Most Common Lineup by Batting Order: #45 (4 times)**



# Sun Devil Baseball 2003

## Starting Lineups By Position

<u>Date</u>	<u>Opponent</u>	<u>No. (Time)</u>	<u>Record</u>	<u>1B</u>	<u>2B</u>	<u>SS</u>	<u>3B</u>	<u>LF</u>	<u>CF</u>	<u>RF</u>	<u>C</u>	<u>DH</u>
1/16	Hawaii-Hilo	1 (1)	1-0	Larish	Garrabrants	Pedroia	Mesa	Buck	Allen	Ethier	Bocchi	West
1/17	Hawaii-Hilo	1 (2)	2-0	Larish	Garrabrants	Pedroia	Mesa	Buck	Allen	Ethier	Bocchi	West
1/17	Hawaii-Hilo	2 (1)	1-0	Larish	Walsh	Pedroia	Wyrick	Buck	Allen	Ethier	Bocchi	West
1/18	Hawaii-Hilo	3 (1)	1-0	Larish	Garrabrants	Pedroia	Mesa	Buck	Allen	Ethier	Gosewisch	West
1/19	Hawaii-Hilo	4 (1)	1-0	Larish	Walsh	Pedroia	Wyrick	Buck	Bosch	Ethier	Gosewisch	West
1/19	Hawaii-Hilo	5 (1)	1-0	Guerrero	Walsh	Pedroia	Larish	Buck	Allen	Ethier	Bocchi	West
1/24	SDSU	1 (3)	3-0	Larish	Garrabrants	Pedroia	Mesa	Buck	Allen	Ethier	Bocchi	West
1/25	SDSU	6 (1)	1-0	Larish	Garrabrants	Pedroia	Wyrick	Buck	Allen	Ethier	Gosewisch	West
1/26	SDSU	1 (4)	4-0	Larish	Garrabrants	Pedroia	Mesa	Buck	Allen	Ethier	Bocchi	West
1/31	LBSU	7 (1)	0-1	Larish	Garrabrants	Pedroia	Wyrick	Buck	Allen	Ethier	Bocchi	Walsh
2/1	LBSU	8 (1)	1-0	Larish	Garrabrants	Pedroia	Mesa	Buck	Bosch	Ethier	Bocchi	Allen
2/2	LBSU	4 (2)	2-0	Larish	Garrabrants	Pedroia	Wyrick	Buck	Bosch	Ethier	Gosewisch	West
2/6	BYU	9 (1)	1-0	Larish	Garrabrants	Pedroia	Wyrick	Buck	Bosch	Ethier	Gosewisch	Allen
2/7	BYU	10 (1)	1-0	Larish	Garrabrants	Pedroia	Mesa	Buck	Bosch	Ethier	Bocchi	West
2/8	BYU	11 (1)	1-0	Guerrero	Garrabrants	Pedroia	Larish	Buck	Bosch	Ethier	Bocchi	West
2/14	Gonzaga	4 (3)	3-0	Larish	Garrabrants	Pedroia	Wyrick	Buck	Bosch	Ethier	Gosewisch	West
2/15	OK State	12 (1)	1-0	Larish	Garrabrants	Pedroia	Mesa	Allen	Ethier	Buck	Bocchi	West
2/16	OSU	13 (1)	1-0	Larish	Garrabrants	Pedroia	Wyrick	Allen	Bosch	Ethier	Bocchi	Guerrero
2/17	Gonzaga	14 (1)	1-0	Larish	Garrabrants	Pedroia	Mesa	Allen	Bosch	Ethier	Gosewisch	Buck
2/21	Dayton	8 (2)	2-0	Larish	Garrabrants	Pedroia	Mesa	Buck	Bosch	Ethier	Bocchi	Allen
2/22	Notre Dame	10 (2)	2-0	Larish	Garrabrants	Pedroia	Mesa	Buck	Bosch	Ethier	Bocchi	West
2/23	Notre Dame	15 (1)	1-0	Larish	Garrabrants	Pedroia	Mesa	Buck	Bosch	Ethier	Gosewisch	West
2/28	Penn State	10 (3)	3-0	Larish	Garrabrants	Pedroia	Mesa	Buck	Bosch	Ethier	Bocchi	West
3/1	Penn State	15 (2)	2-0	Larish	Garrabrants	Pedroia	Mesa	Buck	Bosch	Ethier	Gosewisch	West
3/2	Penn State	10 (4)	4-0	Larish	Garrabrants	Pedroia	Mesa	Buck	Bosch	Ethier	Bocchi	West
3/6	Northridge	10 (5)	5-0	Larish	Garrabrants	Pedroia	Mesa	Buck	Bosch	Ethier	Bocchi	West
3/7	S. Utah	12 (2)	2-0	Larish	Garrabrants	Pedroia	Mesa	Allen	Ethier	Buck	Bocchi	West
3/8	Utah	15 (3)	3-0	Larish	Garrabrants	Pedroia	Mesa	Buck	Bosch	Ethier	Gosewisch	West
3/9	Northridge	4 (4)	4-0	Larish	Garrabrants	Pedroia	Wyrick	Buck	Bosch	Ethier	Gosewisch	West
3/14	Oklahoma	12 (3)	2-1	Larish	Garrabrants	Pedroia	Mesa	Allen	Ethier	Buck	Bocchi	West
3/15	Oklahoma	16 (1)	1-0	Guerrero	Garrabrants	Pedroia	Wyrick	Allen	Bosch	Buck	Gosewisch	West
3/16	Oklahoma	17 (1)	1-0	Guerrero	Garrabrants	Pedroia	Wyrick	Allen	Bosch	Ethier	Gosewisch	West
3/18	Wichita St.	16 (2)	2-0	Guerrero	Garrabrants	Pedroia	Wyrick	Allen	Ethier	Buck	Gosewisch	West
3/19	Wichita St.	18 (1)	0-1	Guerrero	Garrabrants	Pedroia	Wyrick	Allen	Ethier	Buck	Bocchi	West
3/22	Stanford	19 (1)	1-0	Larish	Garrabrants	Pedroia	Wyrick	Allen	Ethier	Buck	Gosewisch	West
3/23	Stanford	20 (1)	0-1	Larish	Mesa	Pedroia	Wyrick	Allen	Ethier	Buck	Bocchi	West
3/24	Stanford	21 (1)	0-1	Larish	Garrabrants	Pedroia	Wyrick	Allen	Ethier	Buck	Bocchi	Guerrero
3/28	USC	22 (1)	1-0	Larish	Mesa	Pedroia	Wyrick	Buck	Bosch	Ethier	Gosewisch	Allen
3/29	USC	4 (5)	4-1	Larish	Garrabrants	Pedroia	Wyrick	Buck	Bosch	Ethier	Gosewisch	West
3/30	USC	23 (1)	1-0	Larish	Garrabrants	Pedroia	Wyrick	Allen	Ethier	Buck	Gosewisch	Guerrero
4/2	UNM	24 (1)	0-1	Larish	Mesa	Pedroia	Wyrick	Buck	Kartler	Ethier	West	Walsh
4/7	GCU	19 (2)	2-0	Larish	Garrabrants	Pedroia	Wyrick	Allen	Ethier	Buck	Gosewisch	West
4/11	California	4 (6)	5-1	Larish	Garrabrants	Pedroia	Wyrick	Buck	Bosch	Ethier	Gosewisch	West
4/13	California	25 (1)	1-0	Larish	Garrabrants	Pedroia	Wyrick	Buck	Bosch	Ethier	Gosewisch	Walsh
4/13	California	26 (1)	2-0	Larish	Garrabrants	Pedroia	Wyrick	Buck	Bosch	Ethier	Bocchi	Walsh
4/17	UCLA	25 (2)	1-1	Larish	Garrabrants	Pedroia	Wyrick	Buck	Bosch	Ethier	Gosewisch	Walsh
4/18	UCLA	27 (1)	0-1	Larish	Garrabrants	Pedroia	Wyrick	Walsh	Ethier	Buck	Gosewisch	Guerrero
4/19	UCLA	28 (1)	1-0	Guerrero	Mesa	Pedroia	Larish	Walsh	Ethier	Buck	Gosewisch	West
4/25	WSU	29 (1)	1-0	Larish	Garrabrants	Pedroia	Mesa	Walsh	Ethier	Buck	Gosewisch	West
4/26	WSU	29 (2)	2-0	Larish	Garrabrants	Pedroia	Mesa	Walsh	Ethier	Buck	Gosewisch	West
4/27	WSU	30 (1)	1-0	West	Garrabrants	Pedroia	Larish	Allen	Ethier	Buck	Gosewisch	Walsh
4/30	Oklahoma	29 (3)	3-0	Larish	Garrabrants	Pedroia	Mesa	Walsh	Ethier	Buck	Gosewisch	West
5/6	UC Irvine	29 (4)	4-0	Larish	Garrabrants	Pedroia	Mesa	Walsh	Ethier	Buck	Gosewisch	West

**Total Number of Different Positional Lineups: 30**

**Most Common Lineup by Position: #4 (6 times)**





# Sun Devil Baseball 2003

## Game-by-Game Capsules:

### GAME 1

#### #8 SUN DEVILS 9, Hawai'i-Hilo 0

Jan. 16, 2003 at Wong Stadium

	1	2	3	4	5	6	7	8	9	R	H	E
ASU	0	0	0	3	2	0	4	0	0	-	9	16 0
UHH	0	0	0	0	0	0	0	0	0	-	0	4 2

W: McClellan (1-0); L: Shimabuku (0-1); S: None

HR: Bocchi (1)

Time: 3:29 Attendance: 324 Record: 1-0

**HIGHLIGHTS:** Six ASU pitchers, including four newcomers, combined to give up only four hits and struck out 13 batters to help lead the Devils to a 9-0 win on opening day 2003. Sophomore catcher Joel Bocchi game ASU the lead in the fourth inning with a three-run home run. Rookie pitchers Brett Bordes, Javy Lopez, Chris Beatty and Beau Vaughan each struck out two or more batters in their ASU debuts. Junior second baseman Steve Garrabrants led all players with three hits. Senior RHP Robbie McClellan picked up his eighth career victory with two shutout innings of work.

### GAME 2

#### #8 SUN DEVILS 10, Hawai'i-Hilo 5

Jan. 17, 2003 at Wong Stadium

	1	2	3	4	5	6	7	8	9	R	H	E
ASU	1	0	0	2	0	4	2	1	0	-	10	13 1
UHH	0	1	1	0	0	0	3	0	0	-	5	9 3

W: Vaughan (1-0); L: Ebbs (0-1); S: Schroyer (1)

HR: West (1)

Time: 3:42 Attendance: --- Record: 2-0

**HIGHLIGHTS:** Dustin Pedroia was 3-for-4 with two RBI to help lead the Devils to a 10-5 win in the first game of a doubleheader. Pedroia also had two hit-by-pitches and scored two runs in the victory. Relief pitcher Beau Vaughan picked up the win by striking out nine and allowing only three hits in 4.2 innings. Junior closer Ryan Schroyer sealed the win with 2.1 innings of scoreless relief to pick up his first save of the year and the ninth of his career.

### GAME 3

#### #8 SUN DEVILS 14, Hawai'i-Hilo 2

Jan. 17, 2003 at Wong Stadium

	1	2	3	4	5	6	7	R	H	E
ASU	2	3	1	3	1	0	4	-	14	14 0
UHH	0	0	2	0	0	0	0	-	2	7 4

W: Liebeck (1-0); L: Miyahira (0-1); S: None

HR: Wyrick (1)

Time: 2:31 Attendance: 302 Record: 3-0

**HIGHLIGHTS:** First baseman Jeff Larish was 3-for-4 with four RBI and junior center fielder Rodney Allen was 2-for-4 with four RBI to help the Devils sweep the second game of a doubleheader at Wong Stadium. Senior starting pitcher Jared Liebeck picked up the win by striking out seven in six innings of work. Junior RHP Javy Lopez finished off the win with a perfect inning of work. Senior third baseman Dennis Wyrick hit his first career home run with a shot deep over the center field fence. The home run came on his 413th career at-bat. Freshman Travis Buck and sophomore catcher Tuffy Gosewisch also added multi-hit games.

### GAME 4

#### #8 SUN DEVILS 18, Hawai'i-Hilo 3

Jan. 18, 2003 at Simmons Field

	1	2	3	4	5	6	7	8	R	H	E
ASU	3	1	0	5	0	0	1	8	-	18	19 2
UHH	0	0	0	0	0	0	0	3	-	3	3 2

W: Averill (1-0); L: Lockett (0-1); S: None

HR: Ethier (2), Larish (1), Ethier (1), Bosch (1)

Time: 2:39 Attendance: 78 Record: 4-0

**HIGHLIGHTS:** Freshman left-handed pitcher Erik Averill scattered only one hit in seven and a third innings in his ASU debut to help lead the Sun Devils to a 18-3 win at Simmons Field. Averill struck out seven and had his bid for ASU's first no-hitter since 1993 spoiled with a one-out double in the bottom of the eighth inning. ASU recorded season highs with 18 runs and 19 hits. Every starter and four reserves recorded at least one hit. ASU's eight-run eighth inning included a grand slam home run from freshman outfielder Ryan Bosch. Andre Ethier, Jeremy West and Jeff Larish also hit home runs in the Sun Devil victory.

### GAME 5

#### #8 SUN DEVILS 16, Hawai'i-Hilo 0

Jan. 19, 2003 at Simmons Field

	1	2	3	4	5	R	H	E
ASU	3	0	1	9	3	-	16	17 0
UHH	0	0	0	0	0	-	0	2 0

W: Sopko (1-0); L: Inaba (0-1); S: None

HR: Larish (2)

Time: 2:37 Attendance: --- Record: 5-0

**HIGHLIGHTS:** Starter Mark Sopko and relief pitcher Ben Thurmond combined to allow only two hits and no runs in a five-inning 16-0 shutout of UHH. The Devils recorded 17 hits, including a nine-run fourth inning en route to the victory. Leadoff hitter Dustin Pedroia was 2-for-4 with a pair of doubles and right fielder Andre Ethier was 4-for-4 with two RBI and two runs scored. Sophomore first baseman Jeff Larish connected on his second home run in as many games and had four RBI.

### GAME 6

#### #8 SUN DEVILS 18, Hawai'i-Hilo 5

Jan. 19, 2003 at Simmons Field

	1	2	3	4	5	6	7	R	H	E
ASU	7	4	3	0	1	2	1	-	18	18 0
UHH	0	0	4	0	0	1	0	-	5	5 2

W: McClellan (2-0); L: Ebbs (0-2); S: None

HR: Allen (1)

Time: 2:50 Attendance: 150 Record: 6-0

**HIGHLIGHTS:** The Sun Devils completed the six-game series sweep with an 18-5 victory in five innings in the second game of a doubleheader. Senior reliever Robbie McClellan picked up the win to improve to 2-0 while striking out three batters in two innings. Senior starter Bryce Kartler was effective in his 2003 debut with four strikeouts in two innings of work. At the plate junior first baseman Mike Guerrero led ASU with a 4-for-5 game with three RBI. Junior center fielder Rodney Allen was 2-for-5 with five RBI and a three-run home run. Freshman left fielder Travis Buck recorded his first extra base hit as a Devil with a run-scoring triple in the top of the first and sophomore shortstop Dustin Pedroia was 2-for-2 to extend his hitting streak to 17 games dating back to 2002.

### GAME 7

#### #8 SUN DEVILS 7, San Diego State 5

Jan. 24, 2003 at Packard Stadium

	1	2	3	4	5	6	7	8	9	R	H	E
SDSU	0	0	1	0	3	0	1	0	0	-	5	13 2
ASU	0	0	0	0	0	1	2	4	x	-	7	9 0

W: McClellan (3-0); L: Miller (0-1); S: Schroyer (2)

HR: Pedroia (1)

Time: 3:20 Attendance: 3,972 Record: 7-0

**HIGHLIGHTS:** In Tony Gwynn's collegiate head coaching debut, the Sun Devils scored six runs in the last two innings to earn the come-from-behind win. Sophomore shortstop Dustin Pedroia sparked the comeback with a two-run home run in the seventh and plated the game-tying run with a single as part of the deciding four-run eighth inning. True freshman left fielder Travis Buck was 3-for-4 with a pair of doubles in the win and tabbed the game-winning RBI in the eighth inning. Senior RHP Robbie McClellan picked up his third win of the year by striking out five in 3.1 innings. Junior closer Ryan Schroyer earned his second save with a scoreless ninth inning.

### GAME 8

#### #8 SUN DEVILS 4, San Diego State 3

Jan. 25, 2003 at Packard Stadium

	1	2	3	4	5	6	7	8	9	R	H	E
SDSU	0	0	0	0	0	1	0	0	2	-	3	9 1
ASU	0	0	0	0	1	1	0	1	1	-	4	9 2

W: Schroyer (1-0); L: Hartshorn (0-1); S: None

HR: West (3), Larish (3)

Time: 3:05 Attendance: 3,249 Record: 8-0

**HIGHLIGHTS:** Andre Ethier's one-out infield single in the bottom of the ninth inning broke a 3-3 tie to give the Sun Devils a 4-3 win over the SDSU Aztecs. ASU led 3-1 heading into the final frame, but SDSU rallied for two runs to tie the game. ASU's relief corps of Beau Vaughan and Ryan Schroyer were tough down the stretch, but the Aztecs still pushed the game into ASU's final at-bat. Dustin Pedroia was 2-for-4 and Jeremy West and Jeff Larish each hit solo home runs in the win.

### GAME 9

#### #8 SUN DEVILS 24, San Diego State 9

Jan. 26, 2003 at Packard Stadium

	1	2	3	4	5	6	7	8	9	R	H	E
SDSU	0	0	0	0	0	7	1	1	0	-	9	9 7
ASU	3	0	6	4	0	1	3	7	x	-	24	13 2

W: Averill (2-0); L: Lindsey (0-1); S: None

HR: Larish - 2 (5), Garrabrants (1)

Time: 3:47 Attendance: 2,822 Record: 9-0

**HIGHLIGHTS:** The Sun Devils completed the series sweep of the Aztecs with a 24-9 pounding Sunday afternoon in front of 2,822 at Packard Stadium. Jeff Larish was 3-for-4 with two home runs and tied the school record with nine RBI. He blasted a two-run home run in the third and a grand slam in the fourth inning to lead the team with five home runs. Junior Steve Garrabrants also hit a grand slam in the third inning giving ASU nine different players to hit a home run in 2003. Freshman LHP Erik Averill picked up the win to improve to 2-0 while allowing only one hit in four innings. The 24 runs were the most scored by an ASU team since posting 23 against Creighton in 2001.

### GAME 10

#### #13 Long Beach State 11, #8 ASU 5

Jan. 31, 2003 at Long Beach, Calif.

	1	2	3	4	5	6	7	8	9	R	H	E
ASU	0	0	0	2	0	0	0	0	3	-	5	12 1
LBSU	0	0	0	0	4	4	3	0	x	-	11	14 2

W: Alvarez (1-0); L: Vaughan (1-1); S: None

HR: None

Time: 3:47 Attendance: 1,334 Record: 9-1

**HIGHLIGHTS:** The Sun Devils dropped their first game of 2003 in a 11-5 defeat to the No. 13 Long Beach State 49ers. ASU held a 2-0 lead after four innings before the Dirtbags exploded for all 11 of their runs in the fifth, sixth and seventh innings. The top four of the LBSU lineup combined to go 9-for-16 with five RBI. LBSU starter Abe Alvarez picked up the win by allowing six hits and two runs in 5.2 innings. ASU starter Mark Sopko pitched well with three scoreless innings, but five Sun Devil relievers were roughed up for nine hits and 11 runs in five innings. Beau Vaughan was saddled with the loss by giving up four runs in 1.2 IP. At the plate freshman left fielder Travis Buck recorded his second three-hit game as a Sun Devil (3x4) and sophomore SS Dustin Pedroia had two hits to extend his hitting streak to 21 games.

### GAME 11

#### #8 SUN DEVILS 3, #13 LBSU 0

Feb. 1, 2003 at Long Beach, Calif.

	1	2	3	4	5	6	7	8	9	R	H	E
ASU	0	0	0	1	0	0	1	0	1	-	3	7 0
LBSU	0	0	0	0	0	0	0	0	0	-	0	3 1

W: Liebeck (2-0); L: Weaver (0-1); S: None

HR: None

Time: 2:45 Attendance: 976 Record: 10-1

**HIGHLIGHTS:** Senior RHP Jared Liebeck fired a complete-game, three-hit shutout on only 88 pitches to lead the Sun Devils to a 3-0 win over No. 13 Long Beach State. Liebeck allowed only one runner to reach second base and before issuing his first walk of the game in the ninth inning had retired 10 straight batters. ASU played well defensively behind Liebeck, not committing an error for the sixth game this year. At the plate sophomore 1B Jeff Larish was 2-for-3 with an RBI and catcher Joel Bocchi notched his third multi-hit game of the year. Sophomore SS Dustin Pedroia was 1-for-4 with his eighth double of the year to extend his hitting streak to 22 games dating back to 2002. Pedroia also had a season-high five assists.

### GAME 12

#### #8 SUN DEVILS 4, #13 LBSU 2

Feb. 2, 2003 at Long Beach, Calif.

	1	2	3	4	5	6	7	8	9	R	H	E
ASU	0	4	0	0	0	0	0	0	0	-	4	6 2
LBSU	0	0	0	0	0	0	2	0	0	-	2	7 1

W: Averill (3-0); L: Paz (0-1); S: Schroyer (3)

HR: None

Time: 3:12 Attendance: 1,235 Record: 11-1

**HIGHLIGHTS:** Freshman Erik Averill improved to 3-0 by not allowing an earned run in 6.2 innings as the Devils earned a series win over LBSU with a 4-2 victory. Dennis Wyrick had a two-run single that fueled ASU's four-run second frame. Junior closer Ryan Schroyer closed out the victory with his third save of the year.



# Sun Devil Baseball 2003

## Game-by-Game Capsules:

### GAME 13

#### #8 SUN DEVILS 6, BYU 5

February 6, 2003 at Packard Stadium

	<u>1</u>	<u>2</u>	<u>3</u>	<u>4</u>	<u>5</u>	<u>6</u>	<u>7</u>	<u>8</u>	<u>9</u>		<u>R</u>	<u>H</u>	<u>E</u>
BYU	0	0	0	0	1	1	1	2	0	-	5	9	3
ASU	1	2	0	0	2	0	0	0	1	-	6	10	1

W: Schroyer (2-0); L: Jacinto (0-1); S: None

HR: Buck (1), Garrabrants (2), Itri (1)

Time: 3:24 Attendance: 2,850 Record: 12-1

**HIGHLIGHTS:** Sophomore third baseman Frank Mesa drew a bases loaded walk with no outs in the bottom of the ninth inning to give the Sun Devils a 6-5 win over BYU. ASU squandered a 5-1 lead with the Cougars rallying for five late-inning runs to tie the game. A two-out error by second baseman Steve Garrabrants in the eighth opened the door for two unearned runs to score and tie the game at 5-5. ASU built the four-run lead behind a solo home run from freshman Travis Buck and a two-run shot from Garrabrants in the second. Jeff Larish finished with three hits and sophomore SS Dustin Pedroia was 2-for-4. Relief pitcher Ryan Schroyer needed just one pitch to record the final out of the ninth inning and picked up the win to improve to 2-0 in his junior season.

### GAME 14

#### #8 SUN DEVILS 17, BYU 6

February 7, 2003 at Packard Stadium

	<u>1</u>	<u>2</u>	<u>3</u>	<u>4</u>	<u>5</u>	<u>6</u>	<u>7</u>	<u>8</u>	<u>9</u>		<u>R</u>	<u>H</u>	<u>E</u>
BYU	0	2	2	2	0	0	0	0	0	-	6	9	2
ASU	0	0	7	1	3	5	1	0	x	-	17	18	3

W: Thurmond (1-0); L: Bergeron (0-1); S: None

HR: Larish (6), West (4), Mesa (1), Itri (2), Jacobsen (2)

Time: 3:44 Attendance: 2,896 Record: 13-1

**HIGHLIGHTS:** Down 4-0 after two innings, ASU stormed back to score 16 runs in the next three innings en route to a 17-6 win over BYU in the second of a three-game series. Sophomore 3B Frank Mesa was 4-for-6 with three RBI and a two-run home run and Jeff Larish added his team-leading sixth home run of the year. Dustin Pedroia notched his 10th multi-hit game of the year as well in the win. Senior Ben Thurmond picked up the win with two perfect innings out of the bullpen. The four ASU relievers (Thurmond, Beatty, Leaf, McClellan) combined for five shutout innings.

### GAME 15

#### #8 SUN DEVILS 6, BYU 4

February 8, 2003 at Packard Stadium

	<u>1</u>	<u>2</u>	<u>3</u>	<u>4</u>	<u>5</u>	<u>6</u>	<u>7</u>	<u>8</u>	<u>9</u>		<u>R</u>	<u>H</u>	<u>E</u>
BYU	1	0	3	0	0	0	0	0	0	-	4	10	0
ASU	0	0	0	0	3	1	0	2	x	-	6	9	0

W: Schroyer (3-0); L: Jacinto (0-2); S: None

HR: Larish (7), Bocchi (2)

Time: 2:57 Attendance: 2,691 Record: 14-1

**HIGHLIGHTS:** Jeff Larish and Joel Bocchi each hit home runs to help overcome a 4-0 deficit and earn a 6-4 win over BYU. Larish blasted his seventh home run of the year and Bocchi hit a three-run shot to help erase BYU's four-run lead. After freshman Erik Averill struggled by giving up four runs in 2.1 innings, the bullpen took over to not allow any runs in the next 6.2 IP. Junior closer Ryan Schroyer picked up the win with three strikeouts in the final two innings.

### GAME 16

#### #5 SUN DEVILS 8, Gonzaga 4

February 14, 2003 at Surprise Stadium

	<u>1</u>	<u>2</u>	<u>3</u>	<u>4</u>	<u>5</u>	<u>6</u>	<u>7</u>	<u>8</u>	<u>9</u>		<u>R</u>	<u>H</u>	<u>E</u>
GU	2	1	1	0	0	0	0	0	0	-	4	8	0
ASU	1	0	5	0	0	2	0	0	x	-	8	11	1

W: Sopko (2-0); L: Gonzalez (0-1); S: None

HR: None

Time: 2:59 Attendance: 467 Record: 15-1

**HIGHLIGHTS:** The Sun Devils used a five-run third inning and a solid five-strikeout, three-hit gem out of the bullpen by Mark Sopko to beat Gonzaga 8-4 in the Coca-Cola Surprise College Baseball Classic. Sopko registered career highs in strikeouts (5) and innings pitched (7.0) in his relief debut of 2003. At the plate Jeff Larish was 2-for-4 with a pair of RBI and Steve Garrabrants was 2-for-5 with a triple and a RBI. Tuffy Gosewisch and Dennis Wyrick also had two hits apiece in ASU's 15th win of the season.

### GAME 17

#### #5 SUN DEVILS 7, Oklahoma State 3

February 15, 2003 at Surprise Stadium

	<u>1</u>	<u>2</u>	<u>3</u>	<u>4</u>	<u>5</u>	<u>6</u>	<u>7</u>	<u>8</u>	<u>9</u>		<u>R</u>	<u>H</u>	<u>E</u>
OKST	0	1	0	0	0	0	1	1	0	-	3	9	4
ASU	0	0	0	0	6	0	0	1	x	-	7	9	0

W: Vaughan (2-1); L: Scott Baker (1-1); S: None

HR: None

Time: 2:59 Attendance: 1,922 Record: 16-1

**HIGHLIGHTS:** Starter Beau Vaughan scattered five hits and one run while striking out eight in five innings to help lead ASU to a 7-3 win over Oklahoma State. ASU trailed early 1-0, but exploded for six runs in the fifth inning off projected first-round draft pick Scott Baker. Sophomore shortstop Dustin Pedroia had a clutch two-run triple to center field to put ASU on the board and Rod Allen added a two-run single to cap the six-run inning. Junior closer Ryan Schroyer nailed down the win with a scoreless ninth inning as ASU continued its best start since going 17-1 in 1978 and 1988.

### GAME 18

#### #5 SUN DEVILS 9, Oregon State 4

February 16, 2003 at Surprise Stadium

	<u>1</u>	<u>2</u>	<u>3</u>	<u>4</u>	<u>5</u>	<u>6</u>	<u>7</u>	<u>8</u>	<u>9</u>		<u>R</u>	<u>H</u>	<u>E</u>
OSU	0	0	1	1	0	1	1	0	0	-	4	9	1
ASU	1	0	4	0	4	0	0	0	x	-	9	10	0

W: Liebeck (3-0); L: Copeland (0-1); S: None

HR: Pedroia (2), Allen (2), Garrabrants (3)

Time: 2:58 Attendance: 1,303 Record: 17-1

**HIGHLIGHTS:** Dustin Pedroia was 3-for-4 with a solo home run and double as the No. 5 Sun Devils equaled their best start in recorded school history at 17-1. Rod Allen and Steve Garrabrants also homered for the Devils as they won their eighth straight. Pedroia recorded his 11th multi-hit game of the year in the victory and now has at least one hit in 17 of ASU's 18 games. Allen, Garrabrants, Pedroia and RHP Mark Sopko were all named to the all-tournament team. Senior starting pitcher Jared Liebeck improved to 3-0 by giving up three runs in five-plus innings, while five relievers combined to hold the Beavers to one run over the final four innings.

### GAME 19

#### #4 SUN DEVILS 17, Gonzaga 5

February 17, 2003 at Packard Stadium

	<u>1</u>	<u>2</u>	<u>3</u>	<u>4</u>	<u>5</u>	<u>6</u>	<u>7</u>	<u>8</u>	<u>9</u>		<u>R</u>	<u>H</u>	<u>E</u>
GU	0	3	0	0	0	0	0	1	1	-	5	13	6
ASU	2	0	7	2	6	0	0	0	x	-	17	11	0

W: Thurmond (2-0); L: Lichter (0-1); S: None

HR: Allen (3), Garrabrants (4)

Time: 3:22 Attendance: 1,490 Record: 18-1

**HIGHLIGHTS:** Steve Garrabrants was 2-for-6 with a career-high six RBI as the Sun Devils continued the school's best start since 1972 with a 17-5 win over Gonzaga at Packard Stadium. Garrabrants hit his fourth home run and his second in as many games with a grand slam in the third inning. Rod Allen also hit a home run for the second consecutive game, blasting a two-run shot as part of the seven-run third frame. Sophomore catcher Tuffy Gosewisch was 2-for-4 and had a career high three RBI. Senior Ben Thurmond improved to 2-0 by picking up the win with three scoreless innings out of the bullpen. Gonzaga out-hit ASU 13-11, but 10 walks and six errors proved to be costly as ASU was 7-for-16 with runners in scoring position. Freshman lefty Chris Beatty had is best outing as a Devil with two scoreless innings, giving up only one hit.

### GAME 20

#### #4 SUN DEVILS 10, Dayton 1

February 21, 2003 at Packard Stadium

	<u>1</u>	<u>2</u>	<u>3</u>	<u>4</u>	<u>5</u>	<u>6</u>	<u>7</u>	<u>8</u>	<u>9</u>		<u>R</u>	<u>H</u>	<u>E</u>
UD	0	0	0	0	0	0	0	1	0	-	1	5	4
ASU	2	0	0	0	6	0	2	0	x	-	10	13	2

W: Liebeck (4-0); L: Miller (0-1); S: None

HR: None

Time: 2:59 Attendance: 2,309 Record: 19-1

**HIGHLIGHTS:** Andre Ethier and Frank Mesa each had three hits and starting pitcher Jared Liebeck threw seven scoreless innings as ASU picked up its 19th win of the year in a 10-1 defeat of Dayton. ASU out-hit the flyers 13-5 and capitalized on four errors. Sophomore SS Dustin Pedroia was 2-for-3 for his 12th multi-hit game of the year.

### GAME 21

#### #4 SUN DEVILS 16, #11 Notre Dame 3

February 22, 2003 at Packard Stadium

	<u>1</u>	<u>2</u>	<u>3</u>	<u>4</u>	<u>5</u>	<u>6</u>	<u>7</u>	<u>8</u>	<u>9</u>		<u>R</u>	<u>H</u>	<u>E</u>
ND	0	1	0	0	0	2	0	0	0	-	3	6	3
ASU	0	0	0	0	5	4	2	5	x	-	16	10	3

W: Vaughan (3-1); L: Ogilvie (0-1); S: None

HR: West 2 (5, 6), Larish (8)

Time: 3:08 Attendance: 3,605 Record: 20-1

**HIGHLIGHTS:** Jeremy West and Jeff Larish each hit grand slam home runs as the Sun Devils defeated No. 11 Notre Dame 16-3 in front of 3,605 at Packard Stadium. West also had a two-run home run in the game and finished with three hits. Winning their 11th straight game and 20th of the season, the Devils erupted for two five-run innings and a four-run frame. Senior starting pitcher Beau Vaughan improved to 3-1 with six strikeouts and gave up one earned run in 5.2 innings. Dustin Pedroia added his 13th multi-hit game of the year with a 2-for-5 game.

### GAME 22

#### #4 SUN DEVILS 14, #11 Notre Dame 8

February 23, 2003 at Packard Stadium

	<u>1</u>	<u>2</u>	<u>3</u>	<u>4</u>	<u>5</u>	<u>6</u>	<u>7</u>	<u>8</u>	<u>9</u>		<u>R</u>	<u>H</u>	<u>E</u>
ND	0	1	0	0	0	7	0	0	0	-	8	13	3
ASU	4	0	0	0	0	9	0	1	x	-	14	13	1

W: Lopez (7-0); L: Gagne (0-1); S: Schroyer (4)

HR: West (7)

Time: 3:24 Attendance: 3,403 Record: 21-1

**HIGHLIGHTS:** Arizona State scored nine runs in the sixth inning to overcome a 8-4 Notre Dame lead and recorded its 21st victory of the year. Head coach Pat Murphy also picked up his 700th career coaching win with the come-from-behind win. ASU led early 4-1, but Notre Dame scored seven in the top of the sixth to take the four-run lead. With two outs, Jeff Larish drew a full-count walk and started a rally that would see the next nine Sun Devils score. Jeremy West had a two-run home run and Larish cleared the bases with a three-run double to the left field gap. Sophomore Dustin Pedroia was 4-for-6 with a double for his 14th multi-hit game of the year. Junior RHP Ryan Schroyer picked up his fourth save with three scoreless innings out of the bullpen.

### GAME 23

#### #2 SUN DEVILS 13, Penn State 0

February 28, 2003 at Packard Stadium

	<u>1</u>	<u>2</u>	<u>3</u>	<u>4</u>	<u>5</u>	<u>6</u>	<u>7</u>	<u>8</u>	<u>9</u>		<u>R</u>	<u>H</u>	<u>E</u>
PSU	0	0	0	0	0	0	0	0	0	-	0	6	1
ASU	1	0	2	5	0	0	3	2	x	-	13	16	1

W: Averill (4-0); L: Hamilton (0-1); S: None

HR: Larish (9), Guerrero (1)

Time: 2:55 Attendance: 1,871 Record: 22-1

**HIGHLIGHTS:** Three Sun Devil pitchers combined to give up only six hits and no runs as the No. 2/4 Arizona State Sun Devils defeated Penn State 13-0. Jeff Larish was 2-for-3 with three walks and six RBI, including his third grand slam of the year. Larish now leads the team with nine home runs and 48 RBI. ASU out-hit Penn State 16-6, with four Devils recording multi-hit games. Freshman lefty Erik Averill picked up the win with 5.2 scoreless innings out of the bullpen taking over for senior starter Jared Liebeck. Liebeck pitched well giving up only three hits in 2.1 scoreless innings, but did not return after a one-hour, five-minute rain delay during the top of the third inning. Joel Bocchi had three hits in the win for ASU.

### GAME 24

#### #2 SUN DEVILS 12, Penn State 1

March 1, 2003 at Packard Stadium

	<u>1</u>	<u>2</u>	<u>3</u>	<u>4</u>	<u>5</u>	<u>6</u>	<u>7</u>	<u>8</u>	<u>9</u>		<u>R</u>	<u>H</u>	<u>E</u>
PSU	0	0	0	1	0	0	0	0	0	-	1	8	3
ASU	6	4	0	2	0	0	0	0	0	-	12	10	0

W: McClellan (4-0); L: Tressler (0-1); S: None

HR: Bosch (2), Harter (1)

Time: 2:42 Attendance: 2,219 Record: 23-1

**HIGHLIGHTS:** Arizona State tied its best start in school history with a 12-1 win over Penn State to improve to 23-1 overall. ASU also won its 14th straight game and the 800th all-time victory at Packard Stadium. Frank Mesa was 2-for-5 with three RBI and Dustin Pedroia notched his 15th multi-hit game of the year. Senior starter Robbie McClellan struck out six in five strong innings to improve to 4-0 in 2003. The ASU bullpen combined for four scoreless innings.





# Sun Devil Baseball 2003

## Game-by-Game Capsules:

### GAME 25

#### #2 SUN DEVILS 11, Penn State 7

March 2, 2003 at Packard Stadium

	1	2	3	4	5	6	7	8	9	R	H	E
PSU	0	0	2	0	0	3	2	0	0	-	7	11 1
ASU	0	2	1	2	1	4	0	1	x	-	11	12 3

W: Thurmond (3-0); L: Palm (0-1); S: Schroyer (5)

HR: Larish (10), Harter (2)

Time: 2:53 Attendance: 2,404 Record: 24-1

**HIGHLIGHTS:** Jeff Larish hit his 10th home run of the season and Ryan Schroyer struck out three in 1.1 IP to nail down ASU's 15th straight win in a 11-7 victory over Penn State. The win improved ASU to 24-1, setting the ASU record for best start to the season. Dustin Pedroia was 2-for-5 with a pair of RBI and Larish was 2-for-3 with a triple and a three-run home run. Senior Ben Thurmond improved to 3-0 with five solid innings in which he scattered three hits and gave up only one earned run. Schroyer notched his fifth save.

### GAME 26

#### #3 SUN DEVILS 10, CS Northridge 2

March 6, 2003 at Packard Stadium

	<u>1</u>	<u>2</u>	<u>3</u>	<u>4</u>	<u>5</u>	<u>6</u>	<u>7</u>	<u>8</u>	<u>9</u>		<u>R</u>	<u>H</u>	<u>E</u>
CSUN	0	0	0	1	0	0	1	0	0	-	2	8	5
ASU	3	1	1	1	1	0	1	2	x	-	10	15	1

W: Averill (5-0); L: Rosales (1-3); S: None

HR: Simpson (3)

Time: 3:04 Attendance: 2,214 Record: 25-1

**HIGHLIGHTS:** Shortstop Dustin Pedroia tied a career high with four hits and added three doubles to help lead ASU to a 10-2 win over Cal State Northridge. Winning their 16th straight game, ASU also scored in double-digits for the eighth straight contest. Pedroia's three doubles increased his Pac-10 leading total to 15 on the year and he now has 17 multi-hit games. Hot-hitting first baseman Jeff Larish was 2-for-4 with one RBI and a triple and sophomore catcher Joel Bocchi was 2-for-4 with two RBI. Freshman left-handed pitcher Erik Averill improved to 5-0 on the year with six solid innings. Averill scattered seven hits and struck out five. Javy Lopez and Robbie McClellan sealed the win with three shutout innings out of the bullpen.

### GAME 27

#### #3 SUN DEVILS 19, Southern Utah 0

March 7, 2003 at Packard Stadium

	<u>1</u>	<u>2</u>	<u>3</u>	<u>4</u>	<u>5</u>	<u>6</u>	<u>7</u>		<u>R</u>	<u>H</u>	<u>E</u>
SUU	0	0	0	0	0	0	0	-	0	5	2
ASU	0	1	1	3	6	8	x	-	19	21	0

W: Sopko (3-0); L: Shepherd (0-2); S: None

HR: Buck (2)

Time: 2:48 Attendance: 2,632 Record: 26-1

**HIGHLIGHTS:** Freshman Travis Buck went 5-for-5 with seven RBI and hit for the cycle in ASU's most decisive win of the year with a 19-0 victory over Southern Utah. Buck capped his cycle by hitting a grand slam home run as part of ASU's eight-run sixth inning. Mark Sopko picked up the win to improve to 3-0 and four other Sun Devils recorded multi-hit games. Shortstop Dustin Pedroia was 3-for-4 for his 18th multi-hit game of the year, including hitting his 16th double of the year. Steve Garabrants and Frank Mesa each tabbed three hits in the victory.

### GAME 28

#### #3 SUN DEVILS 6, Utah 4

March 8, 2003 at Packard Stadium

	1	2	3	4	5	6	7	8	9	R	H	E
UTAH	0	0	3	1	0	0	0	0	0	-	4	7 0
ASU	0	0	0	0	4	0	0	2	x	-	6	8 0

W: Vaughan (4-1); L: Price (2-1); S: Schroyer (6)

HR: Jordinson (4)

Time: 3:02 Attendance: 2,927 Record: 27-1

**HIGHLIGHTS:** Steve Garabrants drilled a two-strike, two-out double in the bottom of the eighth inning to score senior Dennis Wyrick with the game-winning run in ASU's 6-4 victory over Utah. ASU trailed 4-0 heading into the fifth, but scored four in the frame and then scored two in the eighth to win its 18th consecutive victory. Garabrants finished with two doubles. Wyrick scored the winning run after reaching on a two-out bunt single to second base. Starter Ben Thurmond struck out a season-high eight and was relieved by Beau Vaughan who gave up only one hit and struck out five in 4.1 IP. Junior closer Ryan Schroyer struck out the side in the ninth inning to record his sixth save of the year. Dustin Pedroia also hit his 17th double of the season to lead off the first inning.

### GAME 29

#### #3 SUN DEVILS 12, CS Northridge 2

March 9, 2003 at Packard Stadium

	1	2	3	4	5	6	7	8	9	R	H	E
CSUN	0	0	2	0	0	0	0	0	0	-	2	8 4
ASU	2	0	1	3	3	0	3	0	x	-	12	15 2

W: Liebeck (5-0); L: Jean (0-1); S: None

HR: Larish (11), West (8)

Time: 3:16 Attendance: 3,389 Record: 28-1

**HIGHLIGHTS:** Jeff Larish went 2-for-4 with four RBI and hit his 11th home run of the year as the Sun Devils won their 19th straight game. Senior Dennis Wyrick was 3-for-3 while starting at third base and scored two runs. Dustin Pedroia tabbed his 19th multi-hit game and added his 18th double of the year. Senior Jered Liebeck improved to 5-0 with five strong innings before giving way to the bullpen.

### GAME 30

#### #30 Oklahoma 6, #1 SUN DEVILS 5

March 14, 2003 at Packard Stadium

	1	2	3	4	5	6	7	8	9	R	H	E
OU	0	0	1	2	0	0	2	0	1	-	6	9 2
ASU	0	0	0	2	0	0	2	1	0	-	5	11 3

W: McAuliff (1-0); L: Sopko (3-1); S: None

HR: West (9), Allen (4), Wyman (4), Yaconetti (6)

Time: 3:19 Attendance: 4,155 Record: 28-2

**HIGHLIGHTS:** The Sun Devils trailed early by three runs, but battled back to tie the game at 5-5 in the eighth inning on a pinch-hit single by junior Nick Walsh. Oklahoma then rallied in the top of the ninth and scored the winning run when Reggie Willits crossed the play on a controversial call after a fielder's choice by Gilbert native Jay Yaconetti. ASU got two-run home runs from Jeremy West and Rod Allen, but it wasn't enough as ASU had its 21-game Packard Stadium winning streak and 19-game overall streak come to an end. Mark Sopko took the loss to fall to 3-1 giving up one run and one hit in 0.2 innings. West was 3-for-5 and sophomore third baseman Frank Mesa was 2-for-4 for ASU's only other multi-hit performance.

### GAME 31

#### #1 SUN DEVILS 10, #30 Oklahoma 3

March 15, 2003 at Packard Stadium

	1	2	3	4	5	6	7	8	9	R	H	E
OU	0	0	1	0	1	0	1	0	0	-	3	11 1
ASU	0	0	0	4	1	2	1	2	x	-	10	15 0

W: Liebeck (6-0); L: Blair (2-2); S: None

HR: Yaconetti (7)

Time: 3:22 Attendance: 3,806 Record: 29-2

**HIGHLIGHTS:** Arizona State scored in each of the last five innings and recorded a season-high seven doubles en route to a 10-3 win over No. 30 Oklahoma. Marking the mid-point of the 2003 season, ASU scored in double-digits for the 18th time and out-hit the Sooners 15-11. Despite leaving 14 runners on base, ASU played strong down the stretch with five players recording multi-hit games. Playing without player of the year candidate Jeff Larish (back spasms), backup first baseman Mike Guerrero responded going 3-for-6 with three doubles and two RBI. Junior left fielder Rod Allen also had three hits to raise his season average over .300 and sophomore shortstop Dustin Pedroia recorded his 20th multi-hit game by going 2-for-4 with two RBI. Senior RHP Jered Liebeck remained perfect at 6-0.

### GAME 32

#### #1 SUN DEVILS 10, #30 Oklahoma 2

March 16, 2003 at Packard Stadium

	1	2	3	4	5	6	7	8	9	R	H	E
OU	0	0	1	0	0	0	1	0	0	-	2	7 1
ASU	4	1	5	0	0	0	0	0	x	-	10	10 3

W: Averill (6-0); L: Purcey (0-1); S: None

HR: Wyman (5)

Time: 2:29 Attendance: 2,900 Record: 30-2

**HIGHLIGHTS:** The Devils recorded their 30th win of the year by scoring in double-digits for the second straight game against the No. 30 Sooners. ASU led off the game with consecutive doubles from Dustin Pedroia, Dennis Wyrick and Mike Guerrero to build an early 4-0 lead after the first inning. The Sun Devils added six more runs in the next two innings and cruised to the 10-2 victory. Freshman lefty Erik Averill picked up the win to improve to 6-0 and Pedroia recorded his 21st multi-hit game and had two more doubles to bring his season total to 21. Andre Ethier was also 2-for-4 in the victory.

### GAME 33

#### #1 SUN DEVILS 9, #29 Wichita State 2

March 18, 2003 at Packard Stadium

	1	2	3	4	5	6	7	8	9	R	H	E
WSU	0	0	0	0	0	0	0	1	1	-	2	8 1
ASU	0	0	3	2	0	1	0	3	x	-	9	12 1

W: Vaughan (5-1); L: Uhlmansiek (3-1); S: None

HR: None

Time: 3:24 Attendance: 3,099 Record: 31-2

**HIGHLIGHTS:** Senior third baseman Dennis Wyrick continued his hot hitting with three hits and senior relief pitcher Beau Vaughan struck out seven in four innings to lead the Devils to a 9-2 win over Wichita State. ASU scored first with three runs in the third inning, with two runs scoring on a double by junior Mike Guerrero. Jeremy West and Travis Buck also added two-run doubles as the Devils won their 22nd game in the last 23 contests. Sophomore shortstop Dustin Pedroia was 1-for-2 with three runs scored and set a career high with three walks. Wyrick, who extended his hitting streak to a season-high seven games, also set a career high with two stolen bases.

### GAME 34

#### #29 Wichita State 6, #1 SUN DEVILS 3

March 19, 2003 at Packard Stadium

	1	2	3	4	5	6	7	8	9	R	H	E
WSU	4	0	0	0	0	0	2	0	0	-	6	8 0
ASU	0	0	0	1	0	0	0	1	1	-	3	9 1

W: Sanders (3-0); L: Beatty (0-1); S: Dennison (4)

HR: Moffitt (5)

Time: 2:46 Attendance: 2,417 Record: 31-3

**HIGHLIGHTS:** Wichita State scored four runs in the first inning off freshman starter Chris Beatty and cruised to a 6-3 win to hand ASU only its third loss of the year. Third baseman Cody Clark provided all the runs the Shockers would need with a bases loaded triple in the first inning. Beatty took the loss giving up four runs and three hits in his first career start. Relievers Bryce Kartler and Mark Sopko combined for seven shutout innings out of the bullpen. Dustin Pedroia added his 22nd multi-hit game of the year in ASU's last non-conference game before entering Pac-10 play vs. Stanford over the weekend. Travis Buck and Andre Ethier also had two hits in the loss.

### GAME 35

#### #1 SUN DEVILS 7, #6 Stanford 6 (11)

March 22, 2003 at Packard Stadium

	1	2	3	4	5	6	7	8	9	10	11	R	H	E
STAN	0	0	0	0	2	3	0	1	0	0	0	-	6	13 3
ASU	0	0	0	0	0	3	2	1	0	0	1	-	7	11 2

W: Schroyer (4-0); L: Manship (0-2); S: None

HR: None

Time: 4:12 Attendance: 4,019 Record: 32-3

**HIGHLIGHTS:** Dennis Wyrick singled with two outs in the bottom of the 11th inning to give the No. 1 Sun Devils a 7-6 come-from-behind win over the No. 6 Stanford Cardinal. Wyrick finished the game 3-for-6 with three RBI as ASU erased an early 5-0 deficit to improve to 32-3 overall. Travis Buck also had three hits and two RBI and drove home the tying run in the bottom of the eighth when he legged out an infield single. Junior closer Ryan Schroyer worked three scoreless innings giving up just one hit to record his fourth win of the year and maintain his 0.00 ERA in 20.1 innings this year.

### GAME 36

#### #6 Stanford 9, #1 SUN DEVILS 8 (10)

March 23, 2003 at Packard Stadium

	1	2	3	4	5	6	7	8	9	10	R	H	E
STAN	2	3	0	1	0	0	2	0	0	1	-	9	13 1
ASU	0	0	0	1	0	0	0	4	3	0	-	8	14 3

W: O'Hagan (2-1); L: Schroyer (4-1) S: Quick (2)

HR: Ethier (2), Garabrants (5)

Time: 3:31 Attendance: 3,483 Record: 32-4

**HIGHLIGHTS:** Arizona State rallied from an 8-1 deficit after seven innings to tie the game by scoring seven runs in the eighth and ninth innings. After scoring four in the eighth, Andre Ethier hit a three-run home run with two outs in the bottom of the ninth to push the game into extra innings for the second straight day. After Stanford scored a run on a Sam Fuld single in the top of the 10th, ASU loaded the bases with one out and could not push home the tying or winning runs. Dennis Wyrick, Dustin Pedroia, Jeremy West and Ethier each recorded three hits in the loss to fall to 32-4 overall and 1-1 in Pac-10 play.



# Sun Devil Baseball 2003

## Game-by-Game Capsules:

### GAME 37

#### #7 Stanford 4, #2 SUN DEVILS 3

March 24, 2003 at Packard Stadium

	1	2	3	4	5	6	7	8	9	R	H	E
STAN	0	0	1	0	0	1	2	0	-	4	13	0
ASU	0	0	0	1	1	0	0	0	-	2	5	1

W: Romanczuk (6-0); L: Sopko (3-2); S: None

HR: None

Time: 2:43 Attendance: 3,397 Record: 32-5

**HIGHLIGHTS:** Stanford senior catcher Ryan Garko went 4-for-4 including a two-run home run to break a 2-2 tie in the top of the eighth inning. The home run sparked the No. 7 Cardinal to a 4-2 victory over the No. 2 Arizona State Sun Devils. Cardinal freshman starter Mark Romanczuk threw a complete-game five hitter limiting the Sun Devils to a season low in hits. Sam Fuld was also 4-for-5 with a pair of triples to lead Stanford to the 2-1 series win. ASU starter Ben Thurmond had a solid outing in his longest start of the year (6.2 IP) and stuck out five. Limited to only five hits, no player had more than one and Dustin Pedroia tabbed his 23rd double of the year. ASU finished its eight game stretch in 11 days by going 4-4 after starting the year 28-1.

### GAME 38

#### #2 SUN DEVILS 11, USC 4

March 28, 2003 at Dedeaux Field

	1	2	3	4	5	6	7	8	9	R	H	E
ASU	0	2	0	3	2	3	1	0	0	-	11	17
USC	0	2	1	0	1	0	0	0	0	-	4	9

W: Bordes (1-0); L: Paschal (2-4); S: None

HR: None

Time: 4:00 Attendance: 600 Record: 33-5

**HIGHLIGHTS:** Arizona State ended its brief two-game losing streak by pounding out 17 hits en route to a 11-4 series opening win over USC at Dedeaux Field. Despite leaving a season-high 17 runners on base, the Sun Devils easily handled the Trojans to improve to 33-5 overall. Dennis Wyrick ended an 0-for-16 slump against USC by going 3-for-6 and tied a career high with three RBI. Dustin Pedroia, Jeff Larish, Andre Ethier, Frank Mesa, Travis Buck and Tuffy Gosewisch also each recorded two hits in the victory. Starting pitcher Beau Vaughan took the no decision giving up eight hits and four runs in 4.2 innings before freshman lefty Brett Bordes inherited a bases loaded jam and did not give up a run to pick up his first collegiate victory. Sun Devils batters totaled 14 walks in the win.

### GAME 39

#### USC 6, #3 SUN DEVILS 5

March 29, 2003 at Dedeaux Field

	1	2	3	4	5	6	7	8	9	R	H	E
ASU	0	1	0	2	0	0	2	0	0	-	5	10
USC	1	0	0	0	1	3	0	0	1	-	6	11

W: Dizard (3-2); L: Schroyer (4-2); S: None

HR: Moon (3), S. Gordon (1)

Time: 3:21 Attendance: 890 Record: 33-6

**HIGHLIGHTS:** USC second baseman Jon Brewster hit a bases loaded single with two outs and the bases loaded in the bottom of the ninth inning to give USC an upset 6-5 victory over the Sun Devils. ASU left 12 runners on base in the game and stranded the bases loaded in the seventh and eighth innings when the game was tied at 5-5. Junior closer Ryan Schroyer took the loss giving up three hits and one run in two and a third innings of work. Dustin Pedroia and Travis Buck each recorded three hits in the loss.

### GAME 40

#### #3 SUN DEVILS 7, USC 5

March 30, 2003 at Dedeaux Field

	1	2	3	4	5	6	7	8	9	R	H	E
ASU	0	0	0	0	1	2	0	2	2	-	7	14
USC	0	0	0	0	1	1	1	1	1	-	5	12

W: Arguello (1-0); L: Butler (0-3); S: Schroyer (7)

HR: Larish (12), Guerrero (2), Lunetta (5), Bonovich (2)

Time: 3:43 Attendance: 1,157 Record: 34-6

**HIGHLIGHTS:** ASU scored four runs in the last two innings and held off a furious ninth inning rally to defeat the USC Trojans 7-5 to win the Pac-10 series two games to one. Ryan Schroyer picked up his seventh save of the year and Carlos Arguello recorded the win. Schroyer also singled in his first at-bat as a Sun Devil and scored a run in the ninth innings. Jeff Larish and Mike Guerrero hit back-to-back home runs in the sixth inning.

### GAME 41

#### New Mexico 11, #3/7 SUN DEVILS 7

April 2, 2003 at Packard Stadium

	1	2	3	4	5	6	7	8	9	R	H	E
UNM	4	0	1	4	0	0	0	0	2	-	11	12
ASU	2	0	1	2	0	0	2	0	0	-	7	8

W: Soto (3-0); L: Vaughan (5-2); S: Salas (1)

HR: Larish (13), Pedroia (3), Salas (10)

Time: 3:08 Attendance: 1,919 Record: 34-7

**HIGHLIGHTS:** Arizona State gave up four runs in the first inning and couldn't recover as the visiting New Mexico Lobos upset Arizona State 11-7 at Packard Stadium. Designated hitter Joe Salas went 2-for-5 with three RBI and also pitched two scoreless innings to record his first save of the year. Dustin Pedroia and Jeff Larish each hit home runs for Arizona State.

### GAME 42

#### #4 SUN DEVILS 10, Grand Canyon 2

April 7, 2003 at Packard Stadium

	1	2	3	4	5	6	7	8	9	R	H	E
GCU	0	1	0	0	0	0	0	0	1	-	2	5
ASU	1	5	0	0	0	0	4	0	x	-	10	16

W: McClellan (5-0); L: Newark (0-3); S: None

HR: Garraabrants (6), Kaats (8)

Time: 3:01 Attendance: 2,020 Record: 35-7

**HIGHLIGHTS:** Sophomore catcher Tuffy Gosewisch led a 16-hit attack by going 3-for-3 with two RBI as the No. 4 Arizona State Sun Devils handed local rival Grand Canyon a 10-2 defeat in non-conference college baseball action Monday night at Packard Stadium. Celebrating the eighth anniversary of ASU's NCAA record consecutive games scoring streak, the Devils wasted little time scoring in their 475th straight game. A season-high eight pitchers combined to limit the Antelopes to only five hits and two runs. Senior starter Robbie McClellan (Liberal, Kan.) picked up the win to improve to 5-0 behind a stellar five-inning, seven-strikeout performance. Dustin Pedroia went 2-for-5 for his 27th multi-hit game of the year and extended his hitting streak to 12 games. Jeff Larish was also 2-for-5 with one RBI.

### GAME 43

#### #4 SUN DEVILS 11, California 3

April 11, 2003 at Evans Diamond

	1	2	3	4	5	6	7	8	9	R	H	E
ASU	2	1	0	0	7	0	0	0	1	-	11	17
CAL	0	0	0	0	1	1	0	0	1	-	3	11

W: Averill (7-0); L: Brown (2-5); S: None

HR: Allen (5), Bosch (3), Conley (4)

Time: 3:07 Attendance: 409 Record: 36-7

**HIGHLIGHTS:** Rod Allen hit a pinch-hit grand slam home run as part of a seven-run fourth inning and freshman starter Erik Averill pitched seven strong innings as the No. 4 Arizona State Sun Devils opened a three-game Pac-10 series with an 11-3 win over California. Averill scattered 10 hits and two runs to pick up his Pac-10 leading seventh win of the year. Ryan Bosch had a nice homecoming going 2-for-4 with two runs scored and two RBI, including hitting an opposite field home run as part of the seven-run fourth frame. Five Devils recorded multi-hit games, with sophomore first baseman Jeff Larish and junior right fielder Andre Ethier each tabbing three a piece. Leadoff hitter Dustin Pedroia notched his 28th multi-hit game of the year going 2-for-4.

### GAME 44

#### #4 SUN DEVILS 6, California 0

April 13, 2003 at Evans Diamond (Game 1)

	1	2	3	4	5	6	7	8	9	R	H	E
ASU	0	5	0	0	0	1	0	0	0	-	6	8
CAL	0	0	0	0	0	0	0	0	0	-	0	5

W: Vaughan (6-2); L: Montalbo (3-3); S: None

HR: None

Time: 2:55 Attendance: 267 Record: 37-7

**HIGHLIGHTS:** Nick Walsh was 3-for-3 and reached base in all five at-bats to help lead the Devils to a 6-0 win in the first game of a doubleheader. Reliever Beau Vaughan threw six scoreless innings to pick up his sixth win of the year. Vaughan and starter Ben Thurmond combined to allow only five hits in the victory.

### GAME 45

#### #4 SUN DEVILS 10, California 1

April 13, 2003 at Evans Diamond (Game 2)

	1	2	3	4	5	6	7	8	9	R	H	E
ASU	0	5	0	2	0	1	2	0	0	-	10	8
CAL	0	0	0	0	0	0	1	0	0	-	1	10

W: Liebeck (7-0); L: Crist (2-2); S: None

HR: None

Time: 2:57 Attendance: 219 Record: 38-7

**HIGHLIGHTS:** Nick Walsh had three more hits and senior starting pitcher Jared Liebeck gave up four hits in six shutout innings as the Sun Devils completed a series and doubleheader sweep of the California Golden Bears with a 10-1 victory. ASU surpassed its entire win total from 2001 (37-20-1) and 2002 (37-21) by improving to 38-7 and moved into second place in the Pac-10 with a 6-3 record. Liebeck improved to 7-0 on the year scattering four hits in six shutout innings.

### GAME 46

#### UCLA 9, #4 SUN DEVILS 8

April 17, 2003 at Packard Stadium

	1	2	3	4	5	6	7	8	9	R	H	E
UCLA	0	3	2	0	0	2	0	0	2	-	9	11
ASU	4	0	2	0	1	0	0	0	1	-	8	12

W: Beck (1-1); L: Vaughan (6-3); S: None

HR: Whisler (5), McCarthy (6), Gosewisch (1)

Time: 3:02 Attendance: 2,227 Record: 38-8

**HIGHLIGHTS:** ASU hit into an inning-ending 8-5-4 double play with the bases loaded in the bottom of the eighth inning to keep the game knotted at 7-7. The play proved key as UCLA rallied for two runs in the top of the ninth and held off an ASU rally to gain a 9-8 win in the series opener. Travis Buck hit a fly ball to shallow center field that UCLA's Matt Thayer appeared to make a sliding catch on. But the umpire used a weak signal to say no catch was made and runners were forced out at third and second base to keep the game tied at 7-7. ASU's Beau Vaughan took the loss to fall to 6-3 despite striking out 10 in 5.1 IP. Andre Ethier led the Devils tying a career high with four hits. Tuffy Gosewisch blasted his first career home run with a two-run shot in the sixth.

### GAME 47

#### UCLA 8, #4 SUN DEVILS 7 (13 innings)

April 18, 2003 at Packard Stadium

	1	2	3	4	5	6	7	8	9	10	11	12	13	R	H	E
UCLA	0	0	2	2	0	0	1	0	0	1	0	2	-	8	13	1
ASU	0	0	0	3	1	0	0	1	0	0	1	0	1	-	7	15

W: Silva (5-0); L: Bordes (1-1); S: Johnson (2)

HR: Griffin (7), Susdorf (7), Ethier (3)

Time: 4:25 Attendance: 2,678 Record: 38-9

**HIGHLIGHTS:** UCLA's Billy Susdorf recorded a two-out, two-strike double to score two runs in the top of the 13th inning to help lift the Bruins to an 8-7 victory over ASU. The Devils tied the game in the eighth on a triple by Nick Walsh and had two chances to win the game before extending into extra innings. Susdorf also had a solo home run in the top of the 11th, but ASU's Andre Ethier drilled a solo homer in the bottom half of the frame to continue the game. The Devils left 17 runners on base in the game to tie a season high and hit into four double plays. Jared Liebeck (3.1 IP, 3 H, 1 R, 6 K's) and Ryan Schroyer (4.2 IP, 3 H, 1 R, 5 K's) were phenomenal out of the bullpen to keep ASU in the game. Frank Mesa (3x4) and Mike Guerrero (3x7) led the Sun Devils at the plate. Dustin Pedroia drilled his 28th double.

### GAME 48

#### #4 SUN DEVILS 17, UCLA 1

April 19, 2003 at Packard Stadium

	1	2	3	4	5	6	7	8	9	R	H	E
UCLA	0	0	0	0	0	1	0	0	0	-	1	5
ASU	3	1	4	0	1	0	4	4	x	-	17	21

W: Thurmond (4-0); L: Janssen (3-5); S: None

HR: Griffin (8), Larish (14), Ethier (4), Buck (3)

Time: 2:46 Attendance: 2,699 Record: 39-9

**HIGHLIGHTS:** The Sun Devils salvaged the series by taking the final 17-1 and recording 20 or more hits for the second time in 2003. Ben Thurmond gave up one run in seven innings and Dustin Pedroia and Jeremy West each recorded four hits. Andre Ethier, Travis Buck and Jeff Larish each hit home runs. Larish set the ASU single-season record with his fourth grand slam.



# Sun Devil Baseball 2003

## Game-by-Game Capsules:

### GAME 49

#### #5 SUN DEVILS 21, Washington State 0

April 25, 2003 at Packard Stadium

	<u>1</u>	<u>2</u>	<u>3</u>	<u>4</u>	<u>5</u>	<u>6</u>	<u>7</u>	<u>8</u>	<u>9</u>		<u>R</u>	<u>H</u>	<u>E</u>
WSU	0	0	0	0	0	0	0	0	0	-	0	6	2
ASU	0	1	0	1	2	12	1	4	x	-	21	21	0

**W:** Vaughan (7-3); **L:** MacKenzie (3-4); **S:** None

**HR:** Larish (15), West (10), Bosch (4)

**Time:** 3:14 **Attendance:** 2,336 **Record:** 40-9

**HIGHLIGHTS:** For the second straight game the Sun Devils pounded out 21 hits and Beau Vaughan, Robbie McClellan and Javy Lopez combined for ASU's seventh shutout of the year blanking Washington State 21-0. The Devils lead 4-0 after five innings before exploding for 12 runs in the bottom of the sixth inning. Jeremy West hit his 10th homer of the year extending his streak of four consecutive games vs. the Cougars with a home run. Jeff Larish also hit his 15th homer of the year going 2-for-3 with four RBI and three walks. Dustin Pedroia notched his 30th multi-hit game of the year and Steve Garabrants went 3-for-5 with three RBI and three runs scored. Vaughan improved to 7-3 on the year and 3-1 as a starter striking out eight and allowing only three hits in six innings.

### GAME 50

#### #5 SUN DEVILS 5, Washington State 3

April 26, 2003 at Packard Stadium

	<u>1</u>	<u>2</u>	<u>3</u>	<u>4</u>	<u>5</u>	<u>6</u>	<u>7</u>	<u>8</u>	<u>9</u>	<u>10</u>		<u>R</u>	<u>H</u>	<u>E</u>
WSU	0	0	0	0	0	0	1	0	2	0	-	3	5	1
ASU	1	0	2	0	0	0	0	0	0	2	-	5	10	2

**W:** Arguello (2-0); **L:** Alwert (1-3); **S:** None

**HR:** Jacobsen (1), West (11)

**Time:** 2:56 **Attendance:** 2,487 **Record:** 41-9

**HIGHLIGHTS:** Jeremy West hit a two-run walk-off home run in the bottom of the 10th inning to lift the No. 5 Arizona State Sun Devils to a thrilling 5-3 victory over the Washington State Cougars. ASU led nearly the entire game carrying a 3-1 victory into the ninth inning until closer Ryan Schroyer blew a save opportunity giving up a two-out, two-run double to pinch-hitter Wes Falkenberg to tie the game at 3-3. After a two-out error by eventual losing pitcher Garrett Alwert, West notched his 11th homer of the season and 30th of his career to give the Devils their third straight victory. Starter Jered Liebeck gave up only three hits and one run in seven innings, but had his bid for his eighth win of the year spoiled with the Cougar heroics in the ninth. Jeff Larish extended his hitting streak to a career-high 11 games and Travis Buck and Andre Ethier each had two hits in the victory.

### GAME 51

#### #5 SUN DEVILS 25, Washington State 0

April 27, 2003 at Packard Stadium

	<u>1</u>	<u>2</u>	<u>3</u>	<u>4</u>	<u>5</u>	<u>6</u>	<u>7</u>	<u>8</u>	<u>9</u>		<u>R</u>	<u>H</u>	<u>E</u>
WSU	0	0	0	0	0	0	0	0	0	-	0	3	2
ASU	10	6	1	0	2	1	0	5	x	-	25	24	1

**W:** Thurmond (5-0); **L:** Banaszak (2-8); **S:** None

**HR:** West 3 (14), Ethier (5)

**Time:** 2:56 **Attendance:** 2,057 **Record:** 42-9

**HIGHLIGHTS:** Junior first baseman Jeremy West went 5-for-7 and tied a pair of ASU single game records with three home runs and nine RBI to lead the No. 5 Arizona State Sun Devils to a commanding 25-0 victory over the Washington State Cougars Sunday afternoon in Pac-10 Baseball action at Packard Stadium. West also tied for second with 14 total bases and homered for the third straight game to give him 14 on the year. Nick Walsh was also 6-for-6 with seven RBI and five runs scored. Walsh recorded six run-scoring hits and was one off the ASU single-game records for doubles (3), runs (5) and hits (6). Ben Thurmond improved to 5-0 picking up the win throwing four scoreless innings before giving way to five ASU relievers who each tossed an inning of scoreless ball. The win was ASU's ninth most lopsided in school history and led to the fourth highest run total in a three-game Pac-10 series scoring 51 runs in the series vs. the Cougars. ASU started the scoring with 10 runs in the first inning to chase WSU senior starter Tony Banaszak and added six more runs in the second to take a commanding 16-0 lead after two at-bats. Sophomore shortstop Dustin Pedroia added three more hits for his 31st multi-hit game of the year.

### GAME 52

#### #4 SUN DEVILS 9, Oklahoma 4

April 30, 2003 at Oklahoma City

	<u>1</u>	<u>2</u>	<u>3</u>	<u>4</u>	<u>5</u>	<u>6</u>	<u>7</u>	<u>8</u>	<u>9</u>		<u>R</u>	<u>H</u>	<u>E</u>
ASU	0	0	1	0	1	0	6	0	1	-	9	9	0
OKLA	1	0	1	0	0	0	2	0	0	-	4	11	3

**W:** Vaughan (8-3); **L:** Purcey (1-3); **S:** None

**HR:** Allen (6)

**Time:** 2:57 **Attendance:** 2,118 **Record:** 43-9

**HIGHLIGHTS:** Rod Allen hit a pinch-hit grand slam home run as part of a deciding six-run seventh inning as the No. 4 Sun Devils defeated the Oklahoma Sooners 9-4 at SBC Bricktown Ballpark in Oklahoma City. Allen's pinch-hit grand slam, his second of the year, was ASU's 12th grand slam in 2003 tying the NCAA record set by Oklahoma State in 1996. Allen's big hit highlighted the six-run seventh inning that broke a 2-2 tie. Sophomore shortstop Dustin Pedroia plated ASU's first three runs and tied a career high with the three RBI. Junior second baseman Steve Garabrants was 2-for-4 as ASU's only player with a multi-hit game and stole two more bases to increase his team lead in that category to 21.

### GAME 53

#### #3 SUN DEVILS 11, UC Irvine 1

May 6, 2003 at Packard Stadium

	<u>1</u>	<u>2</u>	<u>3</u>	<u>4</u>	<u>5</u>	<u>6</u>	<u>7</u>	<u>8</u>	<u>9</u>		<u>R</u>	<u>H</u>	<u>E</u>
UCI	0	0	0	0	0	0	1	0	0	-	1	6	1
ASU	2	1	1	0	0	2	3	2	x	-	11	12	1

**W:** Thurmond (6-0); **L:** Krise (3-2); **S:** None

**HR:** West 2 (15, 15), Garabrants (7)

**Time:** 3:05 **Attendance:** 1,714 **Record:** 44-9

**HIGHLIGHTS:** Jeremy West went 2-for-4 with four RBI and blasted two more home runs as the No. 3 Arizona State Sun Devils defeated UC Irvine 11-1 in their final non-conference game of the year Tuesday night at Packard Stadium. The Devils picked up their sixth straight win to improve to 44-9 overall and have now won 10 of their last 12 games. ASU finished the non-conference portion of its schedule with an impressive 34-4 record. Ben Thurmond picked up the victory behind three shutout innings to improve to 6-0 on the year. Scoring in double-digits for the 27th time this season, ASU out-hit the Anteaters 12-6 with West, shortstop Dustin Pedroia and first baseman Jeff Larish each recording multi-hit games. West continued his torrid hitting as of late recording his third multi-homer game of the year and now has seven home runs in his last five games.





# Sun Devil Baseball 2003

## Position Players 2003 Single Game and Career Highs

### #2 Dustin Pedroia, SS (Woodland, Calif.)

Category	2003 Best	Career Best (last)
At Bats	7 (UCLA; 4/18)	Same
Runs	3 - 2x (WSU; 4/27)	3 - 4x (WSU; 4/27/03)
Hits	4 - 3x (UCLA; 4/19)	4 - 5x (UCLA; 4/19/03)
RBI	3 - 2x (OKLA; 4/30)	Same
BB	3 (WST; 3/18)	Same
SB	1 (UHH; 1/17)	1 - 6x (UHH; 1/17/03)
2B	3 (CSUN; 3/6)	Same
HR	1 - 3x (UNM; 4/2)	1 - 4x (UNM; 4/2)
Hit Streak	17	22 games

### #4 Travis Buck, OF (Richland, Wash.)

Category	2003 Best	Career Best (last)
At Bats	7 (BYU; 2/7)	Same
Runs	3 - 2x (SUU; 2/7)	Same
Hits	5 (SUU; 2/7)	Same
RBI	7 (SUU; 2/7)	Same
BB	2 (SDSU; 1/25)	Same
SB	2 - 2x (SUU; 2/7)	Same
2B	2 (SDSU; 1/24)	None
HR	1 - 3x (UCLA; 4/19)	Same
Hit Streak	7 games	Same

### #5 Dennis Wyrick, 3B (Azusa, Calif.)

Category	2003 Best	Career Best (last)
At Bats	7 (UCLA; 4/18)	Same
Runs	2 - 2x (OKLA; 3/15)	3 - 2x (LMU; 3/1/02)
Hits	3 - 4x (USC; 3/28)	4 (UCLA; 4/20/00)
RBI	3 (USC; 3/28)	3 - 4x (USC; 3/28/03)
BB	2 - 2x (WST; 3/18)	3 (Cal; 3/25/00)
SB	2 (WSU; 3/18)	Same
2B	1 - 5x (STAN; 3/23)	2 (ARIZ; 3/23/02)
HR	1 (UHH; 1/17)	Same
Hit Streak	7 games	9 games

### #8 Jeremy West, DH/C (Las Vegas, Nev.)

Category	2003 Best	Career Best (last)
At Bats	7 (WSU; 4/27)	Same
Runs	4 (ND; 2/22)	4 - 4x (ND; 2/22/03)
Hits	5 (WSU; 4/27)	Same
RBI	9 (WSU; 4/27)	Same
BB	4 (OKLA; 3/15)	Same
SB	1 - 2x (ND; 2/22)	2 (SUU; 2/1/01)
2B	1 - 4x (UCLA; 4/19)	2 - 2x (PORT; 5/14/02)
HR	2 - 3x (UCI; 5/6)	2 - 3x (UCI; 5/6/03)
Hit Streak	9 games	10 games

### #9 Steve Garrabrants, 2B (Phoenix, Ariz.)

Category	2003 Best	Career Best (last)
At Bats	6 - 2x (GU; 2/17)	6 - 5x (GU; 2/17/03)
Runs	3 - 2x (SDSU; 1/26)	4 (USC; 5/19/02)
Hits	3 - 3x (WSU; 4/25)	3 - 10x (WSU; 4/25/03)
RBI	6 (GU; 2/17)	Same
BB	2 (ND; 2/22)	4 (Tennessee; 5/1/01)
SB	2 - 3x (OKLA; 4/30)	2 - 9x (OKLA; 4/30)
2B	2 (UTAH; 3/8)	2 - 4x (UTAH; 3/8/03)
HR	1 - 7x (UCI; 5/6)	1 - 9x (UCI; 5/9/03)
Hit Streak	6 games	11 games

### #10 Rod Allen, OF (Phoenix, Ariz.)

Category	2003 Best	Career Best (last)
At Bats	5 - 5x (STAN; 3/23)	5 - 26x (OKLA; 3/15/03)
Runs	2 - 3x (SUU; 2/7)	4 (NMSU; 4/17/01)
Hits	3 (OKLA; 3/15)	4 (NMSU; 4/17/01)
RBI	5 (UHH; 1/19)	5 - 3x (UHH; 1/19/03)
BB	3 (USC; 3/28)	Same
SB	1	2 - 2X (SJU; 3/9/02)
2B	1 - 4x (UCI; 5/6)	2 (Duke; 2/10/01)
HR	1 - 6x (OKLA; 4/30)	1 - 18x (OKLA; 4/30/03)
Hit Streak	4 games	17 games

### #11 Jeff Larish, INF (Tempe, Ariz.)

Category	2003 Best	Career Best (last)
At Bats	5 - 5x (UCLA; 4/19)	6 - 4x (USD; 6/1/02)
Runs	3 - 2x (BYU; 2/7)	4 (PORT; 5/15/02)
Hits	3 - 3x (BYU; 2/7)	4 - 2x (UCLA; 4/12/02)
RBI	9 (SDSU; 1/26)	Same
BB	4 (WSU; 4/27)	Same
SB	1 - 2x (PSU; 3/1)	1 - 2x (PSU; 3/1/03)
2B	2 - 2x (ND; 2/23)	Same
HR	2 (SDSU; 1/26)	Same
Hit Streak	14 games	14 games

### #14 Andre Ethier, OF (Phoenix, Ariz.)

Category	2003 Best	Career Best (last)
At Bats	6 - 2x (WSU; 4/27)	6 - 3x (WSU; 4/27/03)
Runs	5 (SDSU; 1/26)	5 - 2x (SDSU; 1/26/03)
Hits	4 - 2x (UCLA; 4/17)	4 - 3x (UCLA; 4/17)
RBI	4 (WSU; 4/27)	5 - 2x (WSU; 4/7/02)
BB	3 (SDSU; 1/26)	4 (USD; 6/1/02)
SB	1 - 2x	1 - 3x (LBSU; 2/2/03)
2B	1 - 9x (CAL; 4/11)	1 - 21x (CAL; 4/11/03)
HR	1 - 5x (WSU; 4/27)	2 (WSU; 4/7/02)
Hit Streak	8 games	8 games

### #16 Nick Cadena, OF/1B/C (Glendale, Ariz.)

Category	2003 Best	Career Best (last)
At Bats	3 (UHH; 1/19)	6 (WSU; 4/7/02)
Runs	1 - 2x	3 - 2x (USC; 5/19/02)
Hits	2 (UHH; 1/19)	3 - 3x (OSU; 5/24/02)
RBI	1 - 1x	5 (USC; 5/19/02)
BB	1 - 2x	1 - 6x (UH; 6/2/02)
SB	None	1 (USD; 6/1/02)
2B	1 (UHH; 1/19)	1 - 3x (UHH; 1/19/03)
HR	None	2 - 2x (USC; 5/19/02)
Hit Streak	2 games	4 games

### #19 Joel Bocchi, C (Phoenix, Ariz.)

Category	2003 Best	Career Best (last)
At Bats	5 (UHH; 1/17)	Same
Runs	1 - 10x	1 - 13x (PSU; 2/28/03)
Hits	4 (UHH; 1/17)	Same
RBI	3 - 3x (BYU; 2/8)	Same
BB	1 - 2x	1 - 3x (SDSU; 1/26/03)
SB	1 (UHH; 1/17)	Same
2B	1 - 3x (BYU; 2/7)	1 - 4x (BYU; 2/7/03)
HR	1 - 2x (BYU; 2/8)	Same
Hit Streak	4 games	3 games



# Sun Devil Baseball 2003

## Hitters/Pitchers Single-Game Career and 2003 Highs

### #17 Ryan McKenna, OF (Elgin, Ill.)

Category	2003 Best	Career Best (last)
At Bats	Redshirt Year	6 (Tenn; 5/2/01)
Runs	Redshirt Year	3 (UCLA; 4/14/02)
Hits	Redshirt Year	2 - 7x (STAN; 5/11/02)
RBI	Redshirt Year	3 (WSU; 4/6/02)
BB	Redshirt Year	2 - 2x (Nevada; 5/16/01)
SB	Redshirt Year	1 - 3x (OKST; 3/10/02)
2B	Redshirt Year	1 - 4x (WSU; 4/6)
HR	Redshirt Year	1 (UNLV; 4/1/02)
Hit Streak	Redshirt Year	4 games

### #20 Nick Walsh, 2B/OF (Alamo, Calif.)

Category	2003 Best	Career Best (last)
At Bats	6 (WSU; 4/27)	Same
Runs	5 (WSU; 4/27)	Same
Hits	6 (WSU; 4/27)	Same
RBI	7 (WSU; 4/27)	Same
BB	3 - 2x (UCLA; 4/18)	4 (UCLA; 5/19/01)
SB	1 (BYU; 2/7)	1 - 7x (BYU; 2/7/03)
2B	3 (WSU; 4/27)	Same
HR	None	1 (WSU; 4/13/01)
Hit Streak	8 games	8 games

### #27 Bryce Kartler, OF/DH (Phoenix, Ariz.)

Category	2003 Best	Career Best (last)
At Bats	2 (USC; 3/30)	4 (USC; 5/19/02)
Runs	1 - 3x (USC; 3/30)	1 - 5x (USC; 3/30/03)
Hits	1 (USC; 3/30)	2 - 2x (USC; 5/17/02)
RBI	None	2 - 2x (USC; 5/17/02)
BB	2 (UHH; 1/19)	2 - 2x (UHH; 1/19/03)
SB	None	None
2B	None	2 (USC; 5/17/02)
HR	None	None

### #30 Mike Guerrero, 1B/DH (Mesa, Ariz.)

Category	2003 Best	Career Best (last)
At Bats	7 (UCLA; 4/18)	Same
Runs	3 (UHH; 1/19)	Same
Hits	4 (UHH; 1/19)	Same
RBI	3 (UHH; 1/19)	Same
BB	1 - 3x (GU; 2/17)	Same
SB	None	None
2B	3 (OKLA; 3/15)	Same
HR	1 - 2x (USC; 3/30)	Same
Hit Streak	4 games	Same

### #31 Ryan Bosch, OF (Livermore, Calif.)

Category	2003 Best	Career Best (last)
At Bats	6 (USC; 3/28)	Same
Runs	2 - 3x (CAL; 4/11)	Same
Hits	2 - 4x (CAL; 4/11)	Same
RBI	4 (UHH; 1/18)	Same
BB	2 (OKLA; 3/15)	Same
SB	1 - 4x (CAL; 4/11)	Same
2B	1 - 2x (PSU; 2/28)	Same
HR	1 - 4x (WSU; 4/25)	Same
Hit Streak	3 games	Same

### #32 Frank Mesa, UTL (Yuma, Ariz.)

Category	2003 Best	Career Best (last)
At Bats	6 - 2x (BYU; 2/7)	Same
Runs	3 - 2x (SUU; 2/7)	Same
Hits	4 (BYU; 2/7)	Same
RBI	3 - 3x (WSU; 4/25)	Same
BB	3 (GU; 2/17)	Same
SB	1 (SUU; 2/7)	Same
2B	1 - 6x (UCLA; 4/18)	Same
HR	1 (BYU; 2/7)	Same
Hit Streak	5 games	Same

### #39 Tuffy Gosewisch, C (Scottsdale, Ariz.)

Category	2003 Best	Career Best (last)
At Bats	5 - 2x (USC; 3/29)	Same
Runs	2 - 2x (GCU; 4/7)	Same
Hits	3 (GCU; 4/7)	Same
RBI	3 - 2x (WSU; 4/25)	Same
BB	2 (USC; 3/28)	2 - 2x (USC; 3/28/03)
SB	1 - 2x (OKLA; 4/30)	Same
2B	1 - 5x (WSU; 4/25)	Same
HR	1 (UCLA; 4/17)	Same
Hit Streak	3 games	4 games

### #3 Javy Lopez, RHP (El Paso, Texas)

Category	2003 Best	Career Best (last)
Innings	2.0 - 2x (WSU; 4/25)	Same
Runs Allowed	2 (ND; 2/23)	Same
ER Allowed	2 (ND; 2/23)	Same
K's	2 - 2x (SDSU; 1/26)	Same
BB	None	None
Hits Allowed	3 (WSU; 4/25)	Same
WP	None	None
HBP	1 (PSU; 3/1)	Same

### #12 Ryan Schroyer, RHP (Casa Grande, Ariz.)

Category	2003 Best	Career Best (last)
Innings	4.2 (UCLA; 4/18)	6.2 (SUU; 2/1/02)
Runs Allowed	1 - 5x (UCLA; 4/18)	6 (USC; 4/6/01)
ER Allowed	1 - 4x (UCLA; 4/18)	6 (USC; 4/6/01)
K's	5 (UCLA; 4/18)	11 (SUU; 2/1/02)
BB	3 (WSU; 4/26)	5 (ORU; 4/19/01)
Hits Allowed	5 (Cal; 4/13)	8 (FSU; 2/15/02)
WP	2 (SDSU; 1/24)	Same
HBP	1 (USC; 3/30)	2 (CSF; 2/23/02)

### #15 Robbie McClellan, RHP (Liberal, Kan.)

Category	2003 Best	Career Best (last)
Innings	5.0 - 2x (GCU; 4/7)	9.0 (LMU; 3/2/02)
Runs Allowed	4 (UCLA; 4/18)	6 - 2x (UND; 4/26/02)
ER Allowed	3 - 3x (UCLA; 4/18)	6 (OSU; 5/25/02)
K's	7 (GCU; 4/7)	10 (UNLV; 3/8/02)
BB	3 - 2x (WST; 3/18)	8 (LMU; 3/2/02)
Hits Allowed	6 - 2x (UCLA; 4/18)	9 (WSU; 4/7/02)
WP	1 (LBSU; 1/31)	2 - 3x (UND; 4/26/02)
HBP	1 - 2x (STAN; 3/23)	1 - 8x (STAN; 3/23/03)





# Sun Devil Baseball 2003

## Pitchers Single-Game Career and 2003 Highs

### #22 Matt Leaf, RHP (Peoria, Ariz.)

Category	2003 Best	Career Best (last)
Innings	2.0 (UHH; 1/17)	Same
Runs Allowed	2 (UHH; 1/17)	Same
ER Allowed	2 (UHH; 1/17)	Same
K's	2 (SDSU; 1/26)	Same
BB	2 (UHH; 1/17)	Same
Hits Allowed	3 (UHH; 1/17)	Same
WP	None	None
HBP	None	None

### #26 Beau Vaughan, RHP (Glendale, Ariz.)

Category	2003 Best	Career Best (last)
Innings	6.0 - 2x (WSU; 4/25)	Same
Runs Allowed	8 (UNM; 4/2)	Same
ER Allowed	5 - 2x (UNM; 4/2)	Same
K's	10 (UCLA; 4/17)	Same
BB	4 (ND; 2/22)	Same
Hits Allowed	8 (USC; 3/28)	Same
WP	1 (ND; 2/22)	None
HBP	2 (BYU; 2/8)	Same

### #27 Bryce Kartler, LHP (Phoenix, Ariz.)

Category	2003 Best	Career Best (last)
Innings	2.0 - 2x (WST; 3/19)	6.2 (TENN; 2/10/02)
Runs Allowed	7 (SDSU; 1/26)	8 (ARIZ; 3/24/02)
ER Allowed	7 (SDSU; 1/26)	7 (ARIZ; 3/24/02)
K's	4 - 2x (WST; 3/19)	9 - 2x (TENN; 2/10/02)
BB	3 (SDSU; 1/26)	6 (TENN; 2/10/02)
Hits Allowed	4 (SDSU; 1/26)	10 (OKLA; 3/17/02)
WP	1 (OSU; 2/16)	3 - 2x (ARIZ; 3/24/02)
HBP	1 (UHH; 1/19)	4 (FSU; 2/17/02)

### #38 Josh Perrault, RHP (Mesa, Ariz.)

Category	2003 Best	Career Best (last)
Innings	1.0 - 2x (USC; 3/28)	2.0 - 2x (PORT; 5/15)
Runs Allowed	None	3 (PORT; 5/15)
ER Allowed	None	3 (PORT; 5/15)
K's	2 (USC; 3/28)	3 - 2x (PORT; 5/15)
BB	1 (USC; 3/28)	1 - 2x (PORT; 5/15)
Hits Allowed	None	5 (PORT; 5/15)
WP	None	1 - 2x (PORT; 5/15)
HBP	1 (STAN; 3/23)	1 (FSU; 2/17)

### #40 Ben Thurmond, RHP (Hopkins, S.C.)

Category	2003 Best	Career Best (last)
Innings	7.0 (UCLA; 4/19)	11.0 (UNCA; 4/9/00)
Runs Allowed	4 - 2x (UTAH; 3/8)	8 (GT; 3/10/02)
ER Allowed	4 (UTAH; 3/8)	7 (HP; 5/6/01)
K's	8 (UTAH; 3/8)	12 (UNCA; 4/9/00)
BB	5 (Cal; 4/13)	5 - 2x (Cal; 4/13/03)
Hits Allowed	8 (STAN; 3/24)	14 (HP; 5/6/01)
WP	1 - 2x (STAN; 3/24)	2 - 2x (UT; 3/5/02)
HBP	1 (GU; 2/14)	2 - 2x (FLA; 2/16/02)

### #41 Mark Sopko, RHP (Joliet, Ill.)

Category	2003 Best	Career Best (last)
Innings	7.0 (GU; 2/14)	Same
Runs Allowed	4 (ND; 2/23)	4 - 2x (ND; 2/23/03)
ER Allowed	4 (ND; 2/23)	4 - 2x (ND; 2/23/03)
K's	5 (GU; 2/14)	Same
BB	2 (UHH; 1/16)	3 (OKLA; 3/17/02)
Hits Allowed	6 (SDSU; 1/24)	Same
WP	1 - 6x (STAN; 3/23)	1 - 7x (STAN; 3/23/03)
HBP	3 (UHH; 1/16)	3 (UHH; 1/16/03)

### #45 Erik Averill, LHP (Orange, Calif.)

Category	2003 Best	Career Best (last)
Innings	7.1 (UHH; 1/18)	Same
Runs Allowed	5 - 2x (UCLA; 4/17)	Same
ER Allowed	5 - 2x (UCLA; 4/17)	None
K's	7 (UHH; 1/18)	Same
BB	3 (CAL; 4/11)	Same
Hits Allowed	10 (CAL; 4/11)	Same
WP	None	None
HBP	4 (USC; 3/29)	Same

### #47 Jered Liebeck, RHP (Glendale, Ariz.)

Category	2003 Best	Career Best (last)
Innings	9.0 (LBSU; 2/1)	Same
Runs Allowed	6 (BYU; 2/7)	6 - 2x (BYU; 2/7/03)
ER Allowed	3 - 3x (STAN; 3/23)	6 (Arizona; 5/21/00)
K's	7 (UHH; 1/17)	8 (USC; 5/17/02)
BB	3 - 2x (OSU; 2/16)	4 (OKLA; 4/24/02)
Hits Allowed	9 (OKLA; 3/15)	Same
WP	1 (SDSU; 1/25)	1 - 6x (SDSU; 1/25/03)
HBP	None	1 - 6x (ARIZ; 3/24/02)

### #48 Carlos Arguello, LHP (Albuquerque, N.M.)

Category	2003 Best	Career Best (last)
Innings	2.1 (USC; 3/28)	9.0 (USD; 6/1/02)
Runs Allowed	4 (UHH; 1/19)	2 - 4x (OSU; 5/26/02)
ER Allowed	4 (UHH; 1/19)	2 - 3x (OSU; 5/26/02)
K's	2 - 5x (WSU; 4/26)	7 (USD; 6/1/02)
BB	3 (USC; 3/28)	2 - 2x (USD; 6/1/02)
Hits Allowed	3 - 2x (OKLA; 4/30)	7 (USD; 6/1/02)
WP	1 - 2x (Cal; 4/13)	1 - 3x (Cal; 4/13/03)
HBP	1 (LBSU; 1/31)	1 - 3x (LBSU; 1/31/03)

### #49 Brett Bordes, LHP (Mesa, Ariz.)

Category	2003 Best	Career Best (last)
Innings	2.1 (ND; 2/22)	Same
Runs Allowed	2 (WST; 3/19)	Same
ER Allowed	2 (WST; 3/19)	Same
K's	3 (ND; 2/22)	Same
BB	2 - 4x (WSU; 4/26)	Same
Hits Allowed	2 - 2x (OKST; 2/15)	Same
WP	1 (UCLA; 4/18)	Same
HBP	1 (UCLA; 4/18)	Same

### #55 Chris Beatty, LHP (Kokomo, Ind.)

Category	2003 Best	Career Best (last)
Innings	2.0 (GU; 2/17)	Same
Runs Allowed	4 (WST; 3/19)	Same
ER Allowed	4 (WST; 3/19)	Same
K's	2 - 4x (WST; 3/19)	Same
BB	2 - 2x (WST; 3/19)	Same
Hits Allowed	3 (WST; 3/19)	Same
WP	None	None
HBP	1 (ND; 2/23)	Same



# Sun Devil Baseball 2003

## Last Time it Happened in Sun Devil Baseball...

*(Through 53 Games of 2003)*

### Hitting Categories:

**A SUN DEVIL HIT A GRAND SLAM:** Rod Allen, April 30, 2003 vs. Oklahoma (Bricktown Ballpark; 7th inning)  
**HIT A WALK-OFF HOME RUN:** Jeremy West, April 26, 2003 vs. Washington State (2-Run HR in 10th inning)  
**A SUN DEVIL LED OFF A GAME WITH A HR:** Steve Garrabrants, Feb. 9, 2002 vs. Tennessee (first pitch of game)  
**A SUN DEVIL HIT FOR THE CYCLE:** Travis Buck, March 7, 2003 vs. Southern Utah (19-0 win)  
**THE DEVILS HIT FOR THE CYCLE TO OPEN A GAME:** April 27, 2003 vs. Washington State in first inning (HR/2B/1B/3B)  
**THE DEVILS HIT BACK-TO-BACK HOME RUNS:** Jeff Larish and Mike Guerrero, March 30, 2003 at USC (6th Inning)  
**A SUN DEVIL HIT TWO HOME RUNS IN ONE GAME:** Jeremy West, May 6, 2003 vs. UC Irvine  
**A SUN DEVIL HIT THREE HOME RUNS IN A GAME:** Jeremy West, April 27, 2003 vs. Washington State  
**A SUN DEVIL HAD 5 HITS IN A GAME:** Jeremy West, April 27, 2003 vs. Washington State (5-for-7, 3 HR)  
**A SUN DEVIL HAD 6 HITS IN A GAME:** Nick Walsh, April 27, 2003 vs. Washington State (6-for-6, 7 RBI, 3 2B)  
**A SUN DEVIL HAD 7 HITS IN A GAME:** Jerry Mantlo, Feb. 6, 1972, vs. Michigan  
**A SUN DEVIL HAD 3 DOUBLES IN A GAME:** Nick Walsh, April 27, 2003 vs. Washington State  
**A SUN DEVIL HIT 2 TRIPLES IN A GAME:** Mel Stocker, May 13, 2000, vs. Washington (Packard Stadium)  
**A SUN DEVIL HAD 7 RBI IN A GAME:** Nick Walsh, April 27, 2003 vs. Washington State  
**A SUN DEVIL HAD 8 RBI IN A GAME:** Jeremy West, May 15, 2002 vs. Portland (Hohokam Park)  
**A SUN DEVIL HAD 9 RBI IN A GAME:** Jeremy West, April 27, 2003 vs. Washington State  
**A SUN DEVIL STOLE 4 BASES IN A GAME:** Mel Stocker, Feb. 1, 2001, vs. Southern Utah (Packard Stadium)  
**A SUN DEVIL STRAIGHT STEAL OF HOME:** Dustin Pedroia, Feb. 3, 2002 vs. Southern Utah (Hohokam Park, 3rd inning)  
**A SUN DEVIL STRUCK OUT FOUR OR MORE TIMES IN A GAME:** Casey Myers, April 29, 2000, at USC (Dedeaux Field)  
**A SUN DEVIL WALKED FOUR TIMES IN A GAME:** Jeremy West, March 15, 2003 vs. Oklahoma (3 intentional)  
**A SUN DEVIL HITTER STRANDED SIX RUNNERS ON BASE:** Andre Ethier (6), February 17, 2003 vs. Gonzaga  
**A SUN DEVIL RECORDED 13 TOTAL BASES:** Mitch Jones, Feb. 27, 2000, vs. Southern Utah (2 HR, 2 2B, 1B)  
**A SUN DEVIL HAD TWO SAC BUNTS IN A GAME:** Mike Lopez, May 12, 2001 at Washington (11-6 win in 10 innings)  
**A SUN DEVIL SCORED FIVE RUNS IN A GAME:** Nick Walsh, April 27, 2003 vs. Washington State  
**A SUN DEVIL WAS HIT BY PITCHES TWO OR MORE TIMES:** Travis Buck (2), April 25, 2003 vs. Washington State  
**AN OPPONENT HIT TWO HOME RUNS IN ONE GAME:** Chad Diaz (New Mexico State), April 17, 2001 at NMSU

### Pitching Categories:

**A SUN DEVIL PITCHER THREW A NO-HITTER:** Kevin Rawitzer, March 2, 1993, vs. Southern Utah (ASU 7, SUU 0)  
**A SUN DEVIL PITCHER THREW A PERFECT GAME:** Eddie Bane, March 2, 1973, vs. Cal State Northridge (ASU 9, CSUN 0)  
**A SUN DEVIL PITCHER THREW A ONE-HITTER:** Drew Friedberg, Jan. 24, 1999, vs. Hawaii-Hilo (ASU 10, Hilo 0)  
**A SUN DEVIL PITCHER THREW A TWO-HITTER:** Will Waldrup, Jan. 23, 1999, vs. Hawaii-Hilo (ASU 3, Hilo 0)  
**ARIZONA STATE WAS NO-HIT:** Phil Keller (Stanford), March 23, 1970 (Stanford 1, ASU 0)  
**ARIZONA STATE WAS ONE-HIT:** Alan Dunn/Tim Meacham (Alabama), June 10, 1983 (Alabama 6, ASU 0)  
**A SUN DEVIL PITCHER THREW A COMPLETE GAME:** Jered Liebeck, Feb. 1, 2003 (3-0 win at LBSU)  
**A SUN DEVIL PITCHER THREW BACK-TO-BACK COMPLETE GAMES:** Robbie McClellan (3/2, 3/8, 2002)  
**AN OPPOSING PITCHER THREW A COMPLETE GAME:** Mark Romanczuk (Stanford), March 24, 2003 (4-2 Stanford Win)  
**THE SUN DEVILS SHUT OUT AN OPPONENT (1 OR MORE PITCHERS):** Washington State, April 27, 2003 (Eight Times in 2003)  
**THE SUN DEVILS WERE SHUT OUT:** USC (Randy Flores), April 7, 1995 (USC 9, ASU 0) -- 486 Games (*NCAA Record*)  
**A SUN DEVIL STRUCK OUT 10 OR MORE BATTERS IN A GAME:** Mike Esposito (11), April 30, 2002 vs. New Mexico State  
**A SUN DEVIL STRUCK OUT 15 OR MORE BATTERS IN A GAME:** Mike Esposito (17), March 29, 2002 vs. UW  
**AN OPPONENT PITCHER STRUCK OUT 10 OR MORE SUN DEVILS:** Rik Currier, USC, (11), April 28, 2000  
**THE SUN DEVIL PITCHING STAFF DID NOT WALK A BATTER:** Grand Canyon, April 7, 2003 at Packard Stadium  
**A SUN DEVIL PITCHER RECORDED 10 WINS IN A SEASON:** Andy Torres, 2001-present (10-3)  
**A SUN DEVIL PITCHER HIT THREE BATTERS IN A GAME:** Erik Averill (4), March 29, 2003 at USC (Dedeaux Field)

### Fielding Categories:

**THE SUN DEVILS HAD NO ERRORS IN A GAME:** April 30, 2003 vs. Oklahoma (9-4 win at Bricktown Ballpark) -- 19 times in '03  
**THE SUN DEVILS COMMITTED FIVE ERRORS IN A GAME:** April 17, 2001 at New Mexico State (19-16 loss)  
**A SUN DEVIL COMMITTED THREE OR MORE ERRORS IN A GAME:** Joel Bocchi, Mar. 29, 2002 vs. Washington (3)  
**A SUN DEVIL HAD 15 OR MORE PUTOUTS IN A GAME:** Jeremy West, Apr. 12, 2002 at UCLA (Jackie Robinson Stadium)  
**A SUN DEVIL HAD 20 OR MORE PUTOUTS IN A GAME:** Jeff Phelps (21), March 6, 1999, vs. Stanford  
**A SUN DEVIL HAD EIGHT OR MORE ASSISTS IN A GAME:** Dennis Wyrick (SS), Feb. 6, 2000, vs. Florida State  
**THE SUN DEVILS TURNED FIVE DOUBLE PLAYS IN A GAME:** May 7, 1999, vs. Washington (Husky Ballpark)

### Scoring and Misc. Categories:

**THE SUN DEVILS RECORDED 20 OR MORE HITS:** 24, April 27, 2003 vs. Washington State (25-0 win at Packard Stadium)  
**THE SUN DEVILS RECORDED 20 HITS IN BACK-TO-BACK GAMES:** WSU/UCLA, April 17, 25, 2003 (21 and 21)  
**THE SUN DEVILS SCORED 20 OR MORE RUNS:** 25, April 27, 2003 vs. Washington State (25-0 win at Packard Stadium)  
**THE SUN DEVILS SCORED 30 OR MORE RUNS:** 32, March 4, 2000, vs. Arizona (Packard Stadium)  
**THE SUN DEVILS SCORED 10 OR MORE RUNS IN AN INNING:** (10) Washington State, April 27, 2003 (25-0 win)  
**THE SUN DEVILS LEFT 13 OR MORE RUNNERS ON BASE:** UCLA (17) -- 8-7 loss in 13 innings at Packard Stadium.  
**ASU SWEPT A THREE-GAME PAC-10 SERIES:** Washington State; April 25-27, 2003 (21-0, 5-3, 25-0)  
**ASU WAS SWEPT IN A PAC-10 SERIES:** at UCLA, April 16-18, 1999 (11-10 L, 9-3 L, 8-6 L)  
**ASU WAS SWEPT IN A PAC-10 SERIES AT HOME:** vs. USC, March 27-29, 1997 at Packard Stadium (12-7 L, 15-4 L, 11-7 L)  
**THE SUN DEVILS PLAYED BACK-TO-BACK EXTRA-INNING GAMES:** March 22-23 vs. Stanford at Packard Stadium

